



Royal College of
Obstetricians &
Gynaecologists

RCOG Census Report 2014/15

Published July 2016



© 2016 The Royal College of Obstetricians and Gynaecologists

First published 2016

All rights reserved. No part of this publication may be reproduced, stored or transmitted in any form or by any means, without the prior written permission of the publisher or, in the case of reprographic reproduction, in accordance with the terms of licences issued by the Copyright Licensing Agency in the UK [www.cla.co.uk]. Enquiries concerning reproduction outside the terms stated here should be sent to the publisher at the UK address printed on this page.

Published by the Royal College of Obstetricians and Gynaecologists
27 Sussex Place
Regent's Park
London NW1 4RG

Registered Charity No. 213280

CONTENTS

Contents	1
Introduction/Commentary	2
The RCOG Census Report – an outline	3
Hospitals not included	4-5
Statistical summary	6-10
Commentary on some overall statistics and their relationships	
<i>Deliveries/Consultants in Post</i>	11
<i>Deliveries/Consultant hours on Labour Ward</i>	12-14
<i>Deliveries by deanery/country</i>	15
<i>Consultants in post by deanery/country</i>	16
<u>Information for each deanery/country</u>	17
Individual unit information	
Deanery/country analysis	
East Midlands	18
East of England	19
Kent, Surrey and Sussex	20
London	21-22
Mersey	23
North Western	24
Northern	25
Northern Ireland	26
Oxford (Thames Valley)	27
Scotland	28
Severn	29
South West Peninsula	30
Wales	31
Wessex	32
West Midlands	33
Yorkshire and The Humber	34

RCOG Census Report, 2014

Introduction/Commentary

The 2014 census has a slightly reduced number of returns, which means that the data needs to be interpreted with some caution. However the data supports the information that RCOG is receiving through feedback from consultants. There is a reduced number of middle grade staff reflected in the reduced number of 2 tier registrar rotas and a reduced number of SAS doctors involved in middle grade rotas, which this is resulting in an increased number of hours manned by consultants on Labour Ward. Additionally there are variable job titles as units attempt to support on call rotas with middle grade staff however it is not clear whether there are standard job descriptions for some of these roles.

There are a number of questions, which are new to this year's census in response to the increasingly variable consultant job plans that are being developed in order to address the manpower issues. As yet the numbers are small however there are a number of units with resident overnight working as well as a smaller number of units where consultants who traditionally have been "on call" have changed to resident shifts.

Interestingly there remains a low number of weekend early pregnancy services despite recommendations. It is not clear why this remains the case as in the interest of patient care, this would be considered one of the first services that could be provided 7 days a week.

Overall the census shows the trend of reduced numbers of middle grade staff which consequent changes in consultant job plans with increased involvement in emergency service provision. RCOG has established a working party addressing this issue and will publish the Safer Womens' Healthcare Report in 2016, which will address the issues of service configuration, ensuring job satisfaction and providing essential care 7 days a week.

Ian Currie
RCOG Vice President, UK Affairs

Clare McKenzie
RCOG Vice President, Education

The RCOG Census Report – an outline

This is the third iteration of the more streamlined RCOG Census, after its debut in 2013. As previously, College Tutors in each unit were asked to respond to around 25 questions, looking at issues such as the number of deliveries, consultant presence on the labour ward, rota types and posts in the unit. In this census there was a particular focus on the cover at different times of day during the week, and at weekends.

Many of the questions were unchanged from the 2013 census, allowing for comparisons to be made. Overall, 165 complete returns have been included in the census, which represents a response rate of around 82%. This is slightly less than in previous years, but it has proved difficult to get returns from the remaining units.

There are three sections to this report:

- A summary of individual question data, to give an overview of the returns
- Commentary on some overall statistics and their relationships
- Detailed data on each individual return, organised by deanery/country

Where appropriate, comparisons with the 2013 Census data have been noted. One important point to note – the data included in the report is taken purely from the census returns received and has been reproduced exactly as it was submitted (unless there was an obvious error or omission).

If you have any comments, questions or suggestions, please contact me on 020 7772 6262 or via email – mhuggins@rcog.org.uk, particularly if you are aware of a hospital that does not appear in the individual deanery information section of the census, so we can ensure it is included in future versions.

Finally, many thanks to the many College Tutors that responded – whilst the census has been slimmed down from previous years, we appreciate that it can still take some time and work to complete.

Matthew Huggins
Senior Metrics Analyst
RCOG
July 2016

Completed responses were not received from the following hospitals:

East Midlands

Kettering General Hospital NHS Foundation Trust
Sherwood Forest Hospitals NHS Foundation Trust

Kettering General Hospital
King's Mill Hospital

East of England

Basildon and Thurrock University Hospitals NHS FT
Luton and Dunstable Hospital NHS FT

Basildon University Hospital
Luton and Dunstable University Hospital

Kent, Surrey and Sussex

East Sussex Healthcare NHS Trust
East Sussex Healthcare NHS Trust
Maidstone and Tunbridge Wells NHS Trust

Conquest Hospital
Eastbourne District General Hospital
Tunbridge Wells Hospital

London

Barking/Havering/Redbridge Uni. Hospitals NHS Trust
Barnet and Chase Farm Hospitals NHS Trust
King's College Hospital NHS Foundation Trust
Lewisham and Greenwich NHS Trust

Queen's/King George Hospitals
Barnet/Chase Farm Hospitals
King's College Hospital
Queen Elizabeth Hospital, Woolwich

North Western

Salford Royal NHS Foundation Trust
Stockport NHS Foundation Trust
Tameside Hospital NHS Foundation Trust
Uni. Hospitals of Morecambe Bay NHS FT
Wrightington, Wigan and Leigh NHS FT

Salford Royal Hospital
Stepping Hill Hospital
Tameside General Hospital
Royal Lancaster Infirmary
Royal Albert Edward Infirmary

Northern

County Durham & Darlington NHS Foundation Trust

University Hospital of North Durham

Northern Ireland

Northern Health and Social Care Trust

Antrim Area Hospital

Oxford

Oxford University Hospitals NHS Trust

John Radcliffe Hospital

Scotland

NHS Forth Valley
NHS Greater Glasgow and Clyde

Forth Valley Royal Hospital
Glasgow R.I./Princess Royal Maternity

Severn

Gloucestershire Hospitals NHS Foundation Trust
Gloucestershire Hospitals NHS Foundation Trust

Cheltenham General Hospital
Gloucestershire Royal Hospital

Wales

Aneurin Bevan Health Board
Betsi Cadwaladr University Health Board
Cwm Taf Health Board

Nevill Hall Hospital
Glan Clwyd Hospital
Royal Glamorgan Hospital

Wessex

Jersey

NHS Isle of Wight

Jersey General Hospital

St Mary's Hospital

West Midlands

Birmingham Women's NHS Foundation Trust

Burton Hospitals NHS Foundation Trust

Mid Staffordshire NHS Foundation Trust

Birmingham Women's Hospital

Queen's Hospital

Stafford Hospital

Yorkshire and The Humber

Barnsley Hospital NHS Foundation Trust

Doncaster and Bassetlaw Hospitals NHS FT

Northern Lincolnshire and Goole Hospitals NHS FT

The Mid Yorkshire Hospitals NHS Trust

The Mid Yorkshire Hospitals NHS Trust

Barnsley Hospital

Doncaster Royal Infirmary

Scunthorpe General Hospital

Dewsbury and District Hospital

Pinderfields/Pontefract Hospitals

Statistical summary

Below is a summary of the basic data from the 165 responses to the census for all questions. Where applicable and appropriate, comparisons to the data in the 2013 census (published in early 2015) have been noted. The questions asked in 2014 may in some cases be only slightly different to those asked in 2013. This information may be of interest to those who wish to see how their own hospital 'fits in' with the national picture.

When considering the data below, and particularly if comparing with data from previous years, please bear in mind that there was an 82% return rate, as opposed to closer to 100% in previous years. Therefore, in most cases the totals may under-represent the situation, and averages will be a more appropriate comparison point.

Where the same (or very similar) questions were asked in the 2013 edition of the census, the answers are noted in *blue*. A number of new/amended questions in the latest version of the census means there is no comparison possible.

165 complete responses (197)

Site Information

Site details

- Consultant unit ONLY – 57
- Consultant unit alongside a co-located midwifery unit – 108

A separate (off site) free standing midwifery unit?

- Yes – 49
- No – 116

Does your service offer home birth?

- Yes – 162
- No – 3

Deliveries in 2014 (including home and midwife deliveries, not including private)

- Range: 500 – 9799 (0 – 9639)
- Average: 3948.5 (3791)
- Total: 651,496 (746,790)

Private deliveries in 2014

Private deliveries reported at 17 hospitals (10.3%)

- Range: 1 – 804
- Average: 145.6
- Total: 2476

Staffing Establishment

Number of consultants in post (FTE, including academics and locums)

- Range: 4 – 51 (0 – 34)
- Average: 12.5 (11.29)
- Total: 2067 (2225)

The total number of consultants is reduced from 2013 – however, this is likely to be a reflection of the reduced number of returns rather than a reduced number of consultants overall. The detail of consultant involvement in front line emergency service provision is provided which includes for the first time the numbers of units with consultants providing overnight resident care:

- Consultants involved in the obstetrics on call rota ONLY
(only relevant for 71 returns, and figures below relate to those)
 - Range: 1 – 25
 - Average: 6.5
 - Total: 464
- Consultants involved in the gynaecology rota ONLY
(only relevant for 70 returns, and figures below relate to those)
 - Range: 1 – 24
 - Average: 5.3
 - Total: 369
- Consultants involved in both rotas
(only relevant for 152 returns, and figures below relate to those)
 - Range: 2 – 19
 - Average: 8.3
 - Total: 1258

How many individual consultants are involved in physically present overnight labour ward cover? (110 '0' responses, so figures below only relate to remaining 55 returns)

- Range: 1 – 15
- Average: 4.6
- Total: 251

This is the first time that this question has been requested and going forwards RCOG will continue to monitor consultant resident involvement.

Through change of job plan, how many consultants with a traditional on-call rota (i.e., from home) have moved to a resident overnight rota (do not include weekends/evenings)?

- Only 8 non-zero responses (answers for the eight units - 1, 5, 5, 6, 6, 7, 7, 14)
- Average of those: 6.4
- Total: 51 individuals

Do you have a junior grade rota (FY, GP, ST1, ST2)? Yes: 162 (98.2%) (188, 95.4%)

Do you have a middle grade rota? Yes: 162 (98.2%) (185, 93.9%)

Do you have a senior middle grade rota (supervising the middle grade)? Yes: 54 (32.7%) (74, 37.6%)

If SAS doctors are involved in an 'out of hours' rota, are they delivering care at the following level?

- Consultant level: 9 (22)
- Senior Middle grade/Middle grade level: 103 (122)
- N/A: 58 (64)

Consultant physical presence on the labour ward

For how many hours per week are consultants present on the labour ward?

- Range: 3 – 168 (0 – 168)
- Average: 67.8 (63.49)
- 110 (66.7%) returns noted that cover was 60 hours or more (65.5%)

Weekday cover

Is your weekday morning and afternoon cover provided by physically present consultants (40 hour labour ward cover)? Yes: 162 (98.2%) (97.5%)

Are consultants physically present for weekday evenings? Yes: 112 (67.9%) (60.4%). Median length of this shift (of those who answered) is 3.5 hours

How many evenings (of Monday to Friday inclusive) are covered in this way?

- 1 evening – 3
- 2 evenings – 1
- 3 evenings – 1
- 4 evenings – 5
- 5 evenings – 103 (62.4% of total, 91.2% of non-N/A responses)
- N/A – 52

Do you have consultants physically present weekday overnight (pro rata)? Yes: 44 (26.7%) (18.3%)

How many overnights (of Monday to Friday inclusive) are covered in this way?

- 1 overnight – 18
- 2 overnights – 11
- 3 overnights – 6
- 4 overnights – 6
- 5 overnights – 8 (4.8% of total, 16.3% of non-N/A responses)
- N/A – 116

If you have a resident consultant overnight (physically present), are they...

- ...replacing a registrar? 35
- ...in addition to the rota? 14
- N/A 116

Weekend cover

Is your weekend morning and afternoon cover provided by physically present consultants?

Yes: 94 (57%) (83.2% (morning), 28.4% (afternoon))

Are consultants physically present for weekend evenings? Yes: 35 (21.2%) (17.3%). Median length of this shift (of those who answered) is 4 hours

How many evenings (of Saturday and Sunday inclusive) are covered in this way?

- 1 evening – 2
- 2 evenings – 35
- N/A – 128

Do you have consultants physically present weekend overnight (pro rata)? Yes: 24 (14.5%) (6.6%)

How many overnights (of Saturday and Sunday inclusive) are covered in this way?

- 1 overnight – 9
- 2 overnights – 15
- N/A – 141

If you have a resident consultant overnight (physically present), are they...

- ...replacing a registrar? 20
- ...in addition to the rota? 6
- N/A 139

When consultants are physically present on labour ward sessions, which grade(s) of trainee(s) are in support?

	Senior Middle Grades	Middle Grades	Junior Grades
Weekday Morning	30 (18.2%) (20.8%)	160 (97%) (93.9%)	158 (95.8%) (93.9%)
Weekday Afternoon	29 (17.6%) (20.3%)	160 (97%) (94.4%)	159 (96.4%) (93.9%)
Weekday Evening	34 (20.6%) (20.3%)	127 (77%) (77.2%)	129 (78.2%) (78.2%)
Weekday Overnight	25 (15.2%) (18.8%)	87 (52.7%) (53.3%)	92 (55.8%) (55.8%)
Weekend Morning	36 (21.8%) (26.4%)	131 (79.4%) (82.7%)	133 (80.6%) (83.2%)
Weekend Afternoon	31 (18.8%) (22.8%)	111 (67.3%) (63.5%)	113 (68.5%) (65.5%)
Weekend Evening	21 (12.7%) (17.3%)	91 (55.2%) (53.8%)	93 (56.4%) (56.9%)
Weekend Overnight	21 (12.7%) (17.8%)	77 (46.7%) (49.7%)	77 (46.7%) (48.7%)

Do you have...

- ...a single middle grade tier? 121
- ...two tiers of middle grade staff? 44

Other (FTE) Posts

Number of:

- FY1 / FY2 in post (inc. locums) Range 0-8, Average 2.3, Total 387 (0-13; 2.34; 465)
- FY1 / FY2 vacancies Range 0-8, Average 0.1, Total 22
- GP ST1 / ST2 in post (inc. locums) Range 0-14, Average 4.2, Total 685 (0-20; 4.22; 822)
- GP ST1 / ST2 vacancies Range 0-6, Average 0.5, Total 78

Non consultant career grades - Number of:

- Post CCT doctors in post (inc. locums) Range 0-23, Average 0.7, Total 111 (0-12; 0.82; 159)
- Post CCT doctors vacancies Range 0-3, Average 0.1, Total 19
- Associate specialists in post (inc. locums) Range 0-4, Average 0.7, Total 110 (0-5; 0.72; 140)
- Associate specialist vacancies Range 0-1, Average 0, Total 4
- Staff grades in post (inc. locums) Range 0-9, Average 1.1, Total 185 (0-9; 0.87; 169)
- Staff grade vacancies Range 0-4, Average 0.1, Total 18
- Trust doctors in post (inc. locums) Range 0-19, Average 2.2, Total 359 (0-13; 1.96; 382)
- Trust doctor vacancies Range 0-5, Average 0.4, Total 64
- Others in post (inc. locums) Range 0-19, Average 1.2, Total 198 (0-17; 0.96; 187)
- Other vacancies Range 0-4, Average 0.3, Total 47

Other training doctors in academic roles - Number of:

- Research Fellow in post (inc. locums) Range 0-10, Average 0.6, Total 94 (0-8; 0.49; 95)
- Research Fellow vacancies Range 0-3, Average 0.1, Total 13
- Academic Clinical Fellow (ACF) in post (inc. locums) Range 0-4, Average 0.2, Total 29
(0-3; 0.17; 33)
- Academic Clinical Fellow (ACF) vacancies Range 0-1, Average 0, Total 3
- Academic Clinical Lecturer (ACL) in post (inc. locums) Range 0-2, Average 0.1, Total 18
(0-3; 0.15; 30)
- Academic Clinical Lecturer (ACL) vacancies Range 0-1, Average 0, Total 2

Gynaecology Service

For how many days per week is your early pregnancy service available?

- Range: 3 – 7
- Average: 5.5
- 32 responses (19.4%) noted the early pregnancy service was available for 7 days

Is a post on-call take ward round done by a consultant?

- Yes 146 (88.5%)
 - Of these:
 - 60 were a dedicated session separate to obstetric cover
 - 82 were a combined session
 - 4 no responses

Commentary on some overall statistics and their relationships

1. Deliveries/Consultants in Post

The following graphic (Figure One) shows the relationship between the number of deliveries at a unit and the number of consultants in post, as derived from the census returns submitted. The type of unit is noted by the relevant colour.

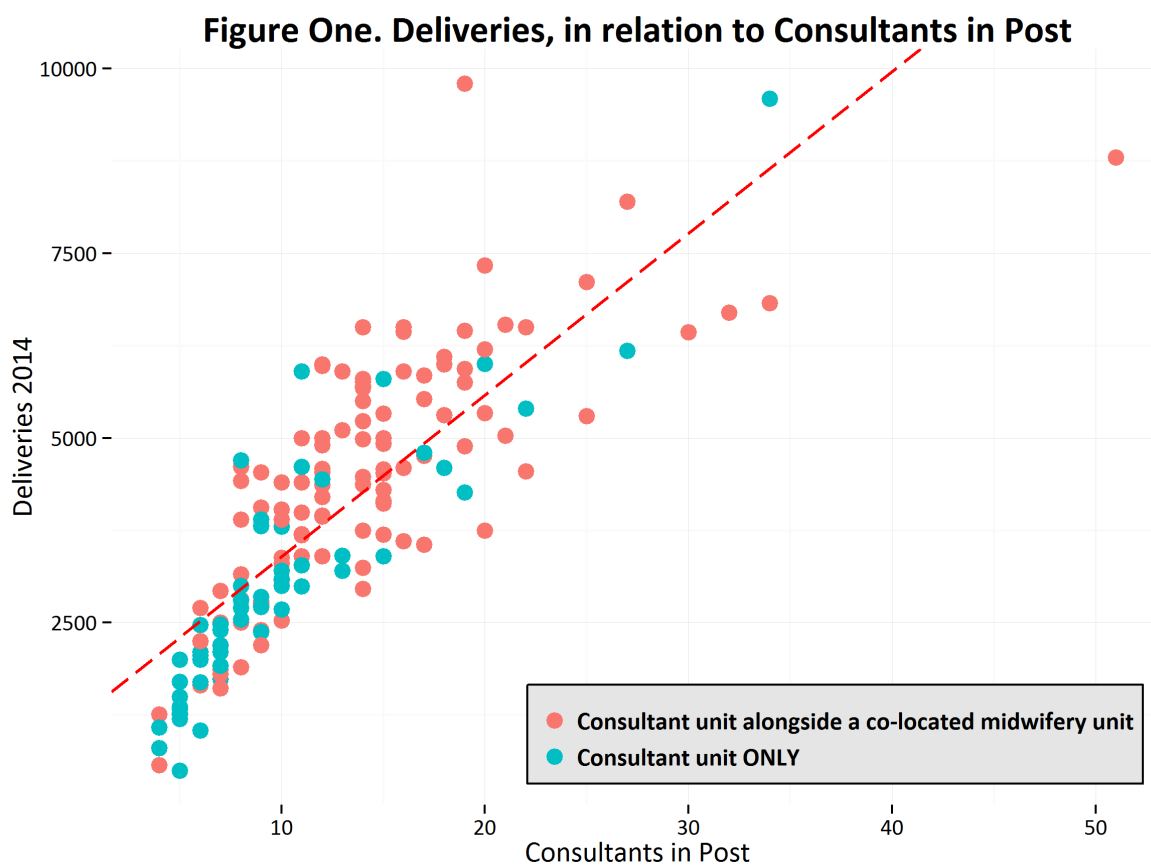
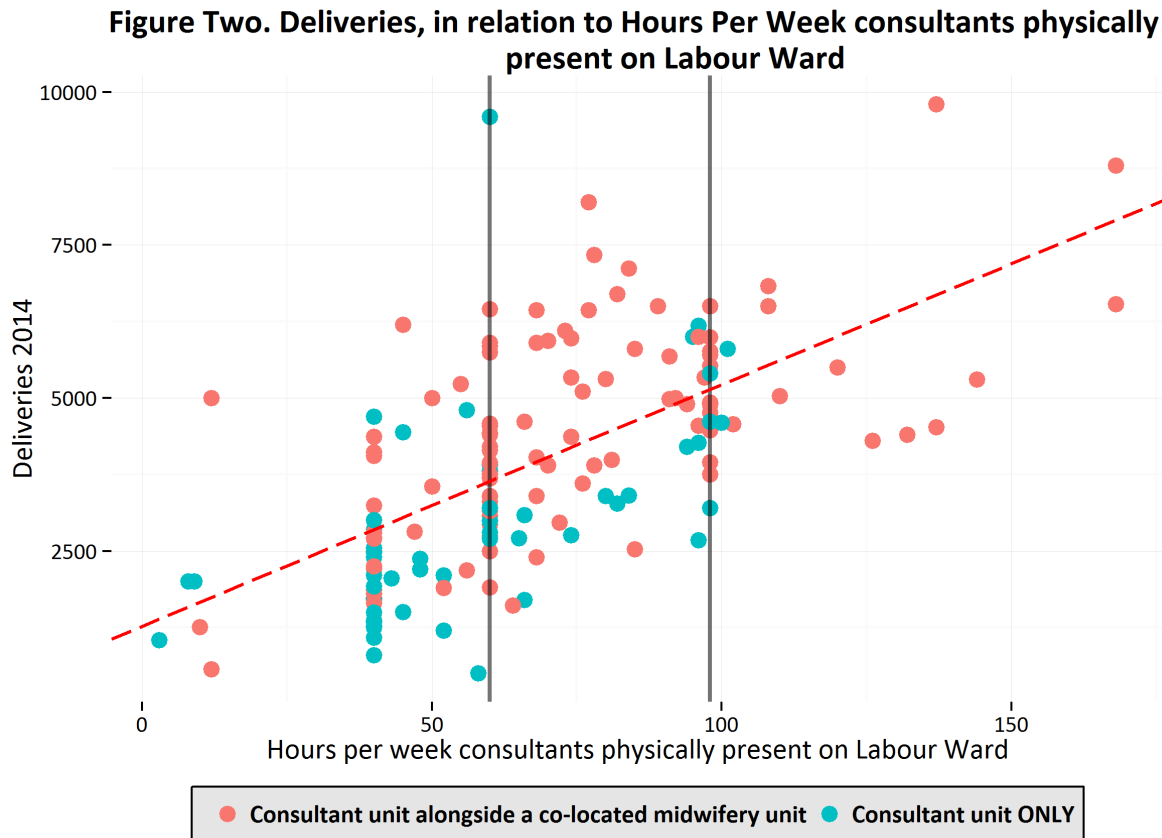


Figure One shows that there is a strong relationship between the number of consultants in a unit and the number of deliveries (adjusted $R^2=0.67$).

In the 2013 census, the relevant R^2 score was also 0.67.

2. Deliveries/Consultant hours on Labour Ward

The following graphic (Figure Two) shows the relationship between the number of deliveries at a hospital and the number of hours per week consultants are physically present on the labour ward, as derived from the census returns submitted. The type of unit is noted by the relevant colour.



The graphic shows that the relationship between these two variables is not as strong as that shown in Figure One (comparing deliveries to consultants in post). This relationship is more moderate (adjusted $R^2=0.39$).

In the 2013 census, the relevant R^2 score was 0.41.

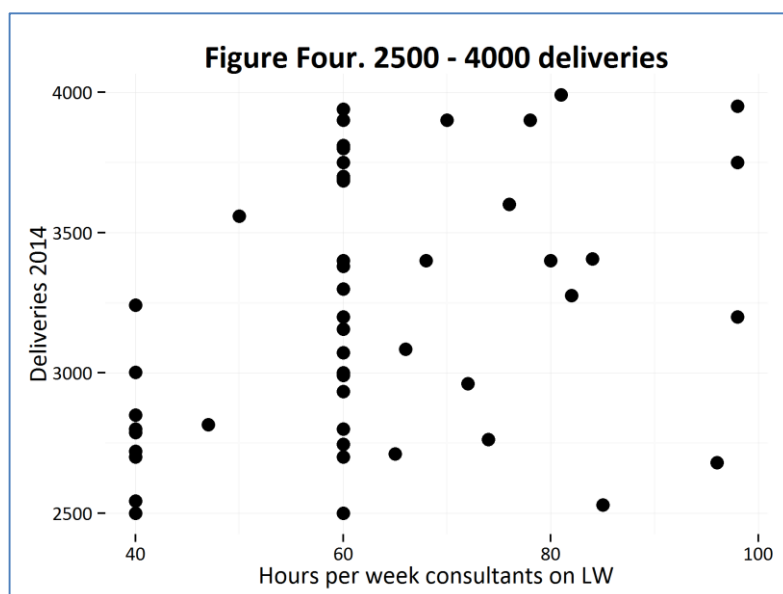
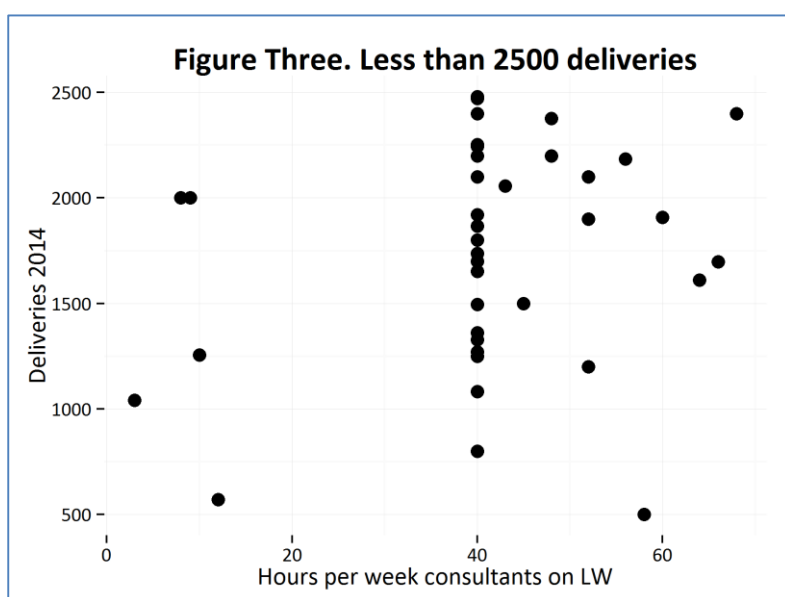
Vertical lines show the 60 and 98 hour points.

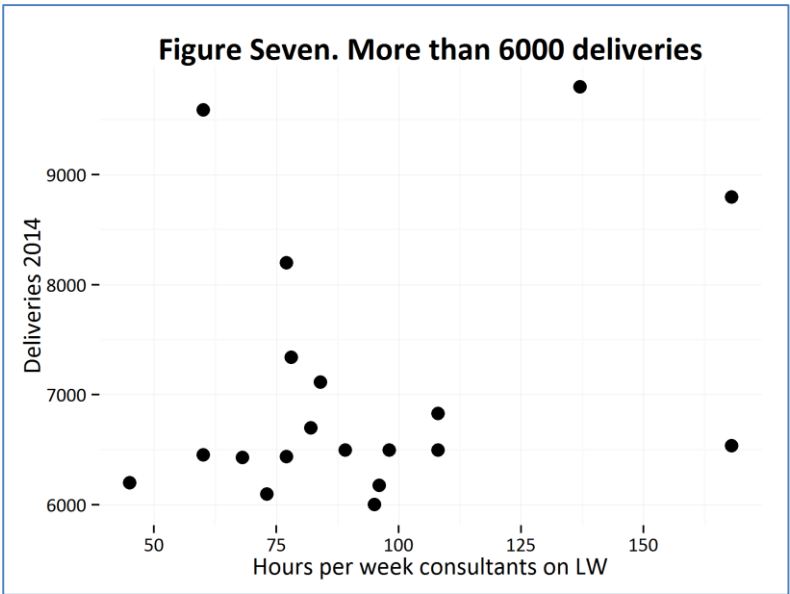
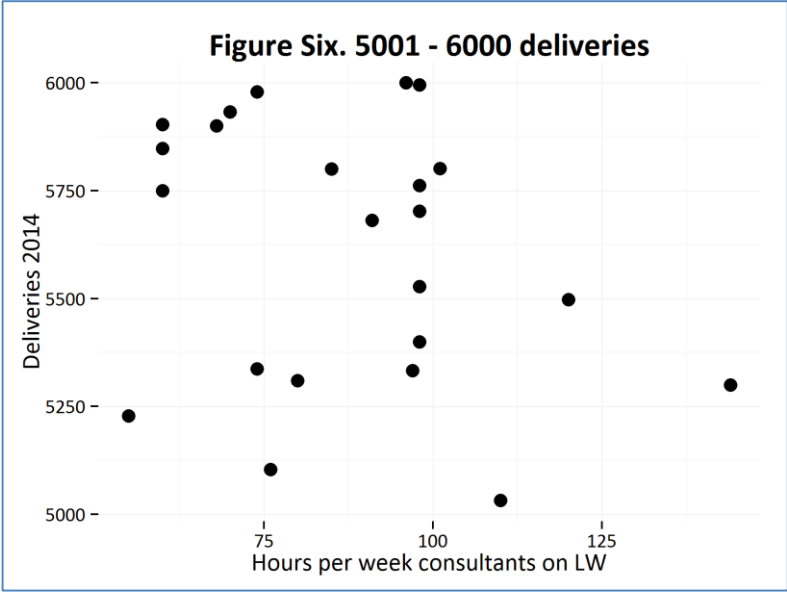
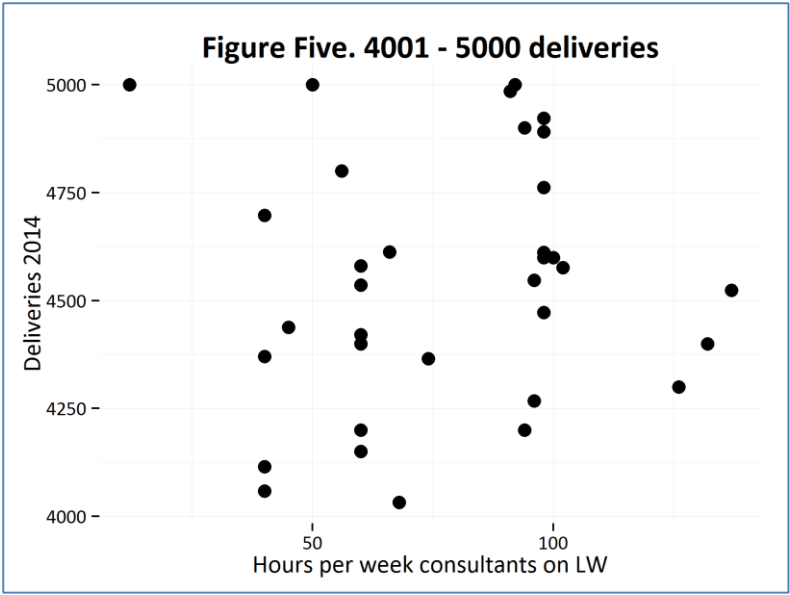
There is a further comparison of note to be made – in the 2012 census, there were four units that reported a consultant presence of 100 hours or more (2%). In the 2013 census, that figure quadrupled, to sixteen units noting a presence of 100 hours or more (8.1%). In this census, 14 units (from 165 total returns) report a presence of 100 hours or more, which equates to 8.5%.

2a. Deliveries/Consultant hours on Labour Ward

The following graphic (Figures Three, Four, Five, Six and Seven) shows the results for the deliveries/consultant hours on Labour Ward when divided into five groups – those with less than 2500 deliveries (38 units), those with between 2500 and 4000 deliveries (49 units), those with between 4001 and 5000 deliveries (35 units), those with between 5001 and 6000 deliveries (24 units) and those with 6001 deliveries or more (19 units) (these groupings are in line with those in ‘Safer Childbirth: Minimum standards for the Organisation and Delivery of Care in Labour (Table 8, page 34) – available online at <https://www.rcog.org.uk/en/guidelines-research-services/guidelines/safer-childbirth-minimum-standards-for-the-organisation-and-delivery-of-care-in-labour/>).

Because of the (relatively) small numbers in each group, the relevant adjusted R^2 scores have not been provided – the graphic here is purely to give an idea of how any individual hospital may compare with other units with a similar number of deliveries.

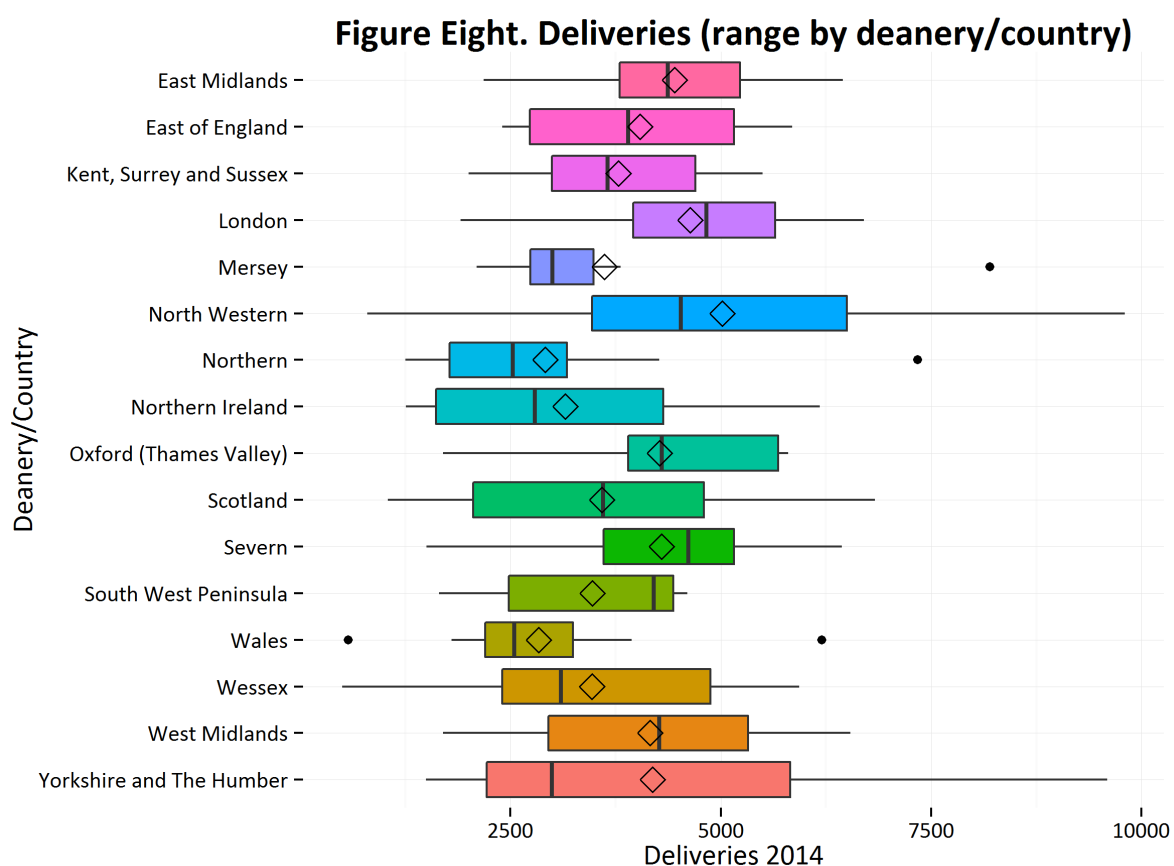




3. Deliveries by deanery/country

The following graphic (Figure Eight) shows the range of deliveries in hospitals per deanery/country, compared across deaneries/countries.

For more detailed information on each hospital, please see the relevant deanery/country information in the following section. To see how this compares to the previous census, please refer to the report and graphics available at <http://www.rcog.org.uk/our-profession/good-practice/medical-workforce-census>.

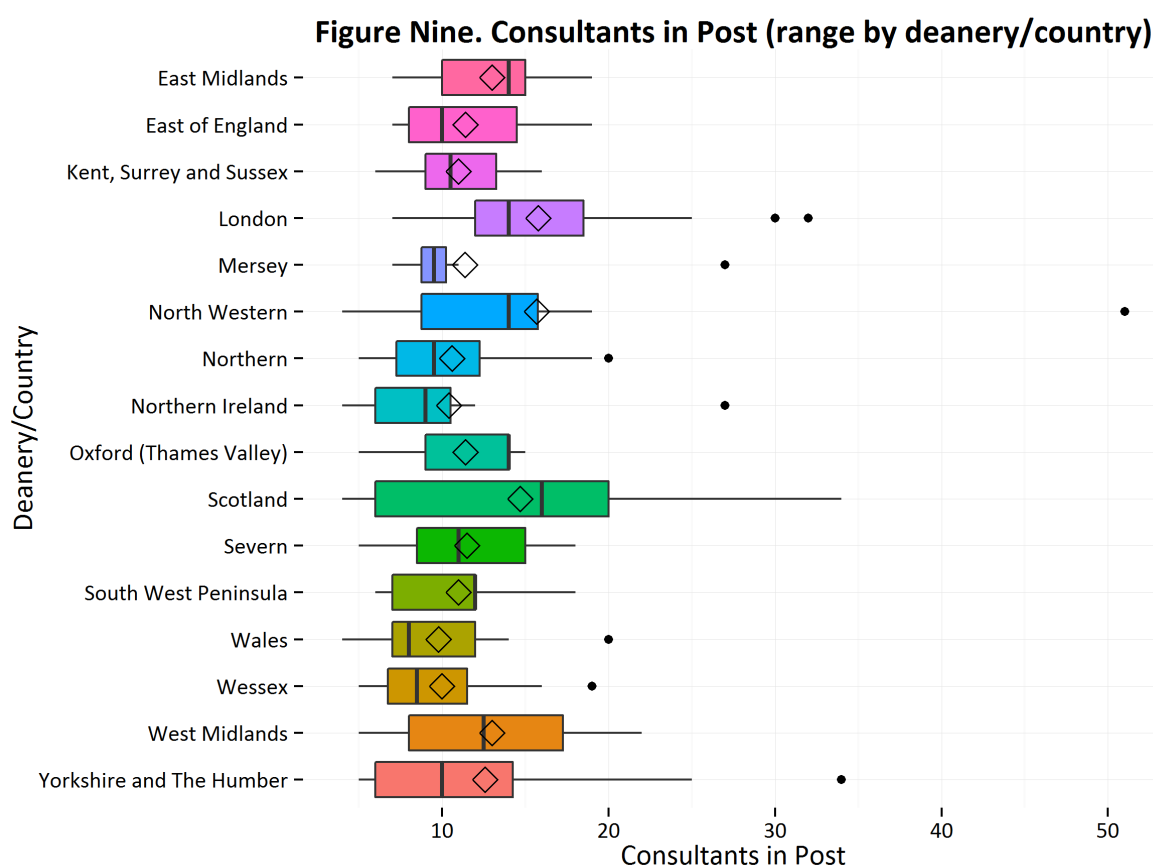


Interpretation of the graphic – the thick horizontal line represents the median (the middle of the dataset; 50% of the data falls below this point, 50% falls above it). The lower (left hand side) line of the box represents the lower quartile, and the upper (right hand side) represents the upper quartile (50% of the data falls between these two points). The ‘poles’ outside the box represent those outside this 50% range, and the small circles represent outliers. The diamond represents the mean for the deanery/country.

4. Consultants in post by deanery/country

The following graphic (Figure Nine) shows the number of consultants in post per deanery/country, compared across deaneries/countries.

For more detailed information on each hospital, please see the relevant deanery/country information in the following section. To see how this compares to the previous census, please refer to the report and graphics available at <http://www.rcog.org.uk/our-profession/good-practice/medical-workforce-census>.



Interpretation of the graphic – the thick horizontal line represents the median (the middle of the dataset; 50% of the data falls below this point, 50% falls above it). The lower (left hand side) line of the box represents the lower quartile, and the upper (right hand side) represents the upper quartile (50% of the data falls between these two points). The ‘poles’ outside the box represent those outside this 50% range, and the small circles represent outliers. The diamond represents the mean for the deanery/country.

Information for each deanery/country

Individual unit information

The following pages contain the information for each hospital, organised by deanery/country. The following data are available for each hospital (if they were provided by the College Tutor):

- Site definition
- **Total deliveries in 2014** (*non-private*)
- **Number of consultants in post**
- **Hours per week consultants are physically present on the labour ward**
- Number of individual consultants involved in physically present overnight labour ward cover
- Is there a Junior Grade rota?
- Is there a Middle Grade rota?
- Is there a Senior Middle Grade rota?
- How many days per week the early pregnancy service is available

Please note that for the three categories noted in bold above (*total deliveries in 2014, number of consultants in post and hours per week consultants are physically present on the labour ward*), a green highlight indicates that the hospital is in the upper 10% (and ties) nationally for the category, and an orange highlight indicates that the hospital is in the lower 10% (and ties) nationally for the category. This should not necessarily be seen as 'good' or 'bad', as obviously there are other issues outside the scope of the census (population served, geographical issues, etc.) that would need to be taken into consideration.

East Midlands - Results

Trust - Hospital	Site Definition	Total Deliveries in 2014	Consultants in post	Hours per week consultants are physically present on LW	Consultants involved in physically present overnight LW cover	Is there a Junior Grade rota?	Is there a Middle Grade rota?	Is there a Senior Middle Grade rota?	Days per week the early pregnancy service is available
Chesterfield Royal Hospital NHS Foundation Trust - Chesterfield Royal Hospital	Consultant unit alongside a co-located midwifery unit	2816	8	47	0	Yes	Yes	No	5
Derby Hospitals NHS Foundation Trust - Royal Derby Hospital	Consultant unit alongside a co-located midwifery unit	6097	18	73	0	Yes	Yes	Yes	7
Northampton General Hospital NHS Trust - Northampton General Hospital	Consultant unit alongside a co-located midwifery unit	5000	12	12	0	Yes	Yes	No	5
Nottingham University Hospitals NHS Trust - Nottingham City Hospital	Consultant unit alongside a co-located midwifery unit	5228	14	55	0	Yes	Yes	Yes	5
Nottingham University Hospitals NHS Trust - Queen's Medical Centre	Consultant unit alongside a co-located midwifery unit	4370	14	40	0	Yes	Yes	Yes	7
United Lincolnshire Hospitals NHS Trust - Lincoln County Hospital	Consultant unit ONLY	3800	10	60	0	Yes	Yes	No	5
United Lincolnshire Hospitals NHS Trust - Pilgrim Hospital	Consultant unit alongside a co-located midwifery unit	2184	7	56	0	Yes	Yes	No	7
University Hospitals of Leicester NHS Trust - Leicester General Hospital	Consultant unit alongside a co-located midwifery unit	4150	15	60	0	Yes	Yes	No	N/A
University Hospitals of Leicester NHS Trust - Leicester Royal Infirmary	Consultant unit alongside a co-located midwifery unit	6453	19	60	0	Yes	Yes	Yes	7

Hospital in upper 10% nationally for this category

Hospital in lower 10% nationally for this category

(please note that this is only relevant for the 'Total Deliveries in 2014', 'Consultants in post' and 'Hours per week consultants are physically present on LW' categories)

East of England - Results

Trust - Hospital	Site Definition	Total Deliveries in 2014	Consultants in post	Hours per week consultants are physically present on LW	Consultants involved in physically present overnight LW cover	Is there a Junior Grade rota?	Is there a Middle Grade rota?	Is there a Senior Middle Grade rota?	Days per week the early pregnancy service is available
Bedford Hospital NHS Trust - Bedford Hospital	Consultant unit alongside a co-located midwifery unit	2933	7	60	0	Yes	Yes	No	5
Cambridge University Hospitals NHS Foundation Trust - The Rosie Hospital	Consultant unit alongside a co-located midwifery unit	5750	19	60	0	Yes	Yes	Yes	7
Colchester Hospital University NHS Foundation Trust - Colchester General Hospital	Consultant unit alongside a co-located midwifery unit	3900	10	78	0	Yes	Yes	No	5
East and North Hertfordshire NHS Trust - Lister Hospital	Consultant unit alongside a co-located midwifery unit	5333	15	97	2	Yes	Yes	Yes	6
Hinchingbrooke Health Care NHS Trust - Hinchingbrooke Hospital	Consultant unit alongside a co-located midwifery unit	2500	7	60	7	Yes	Yes	No	4
James Paget University Hospitals NHS Foundation Trust - James Paget University Hospital	Consultant unit alongside a co-located midwifery unit	2500	8	40	0	Yes	Yes	No	5
Mid Essex Hospital Services NHS Trust - Broomfield Hospital	Consultant unit alongside a co-located midwifery unit	4613	8	66	0	Yes	Yes	No	7
Norfolk and Norwich University Hospitals NHS Foundation Trust - Norfolk and Norwich University Hospital	Consultant unit alongside a co-located midwifery unit	5848	17	60	0	Yes	Yes	Yes	6
Peterborough and Stamford Hospitals NHS Foundation Trust - Peterborough City Hospital	Consultant unit alongside a co-located midwifery unit	4985	14	91	0	Yes	Yes	Yes	7
Southend University Hospital NHS Foundation Trust - Southend University Hospital	Consultant unit alongside a co-located midwifery unit	3684	11	60	0	Yes	Yes	No	6
The Ipswich Hospital NHS Trust - Ipswich Hospital	Consultant unit alongside a co-located midwifery unit	3700	11	60	8	Yes	Yes	No	5
The Princess Alexandra Hospital NHS Trust - Princess Alexandra Hospital	Consultant unit alongside a co-located midwifery unit	4400	10	60	0	Yes	Yes	No	5
The Queen Elizabeth Hospital King's Lynn NHS Foundation Trust - The Queen Elizabeth Hospital	Consultant unit ONLY	2400	7	40	0	Yes	Yes	No	5
West Hertfordshire Hospitals NHS Trust - Watford General Hospital	Consultant unit alongside a co-located midwifery unit	5528	17	98	0	Yes	Yes	Yes	6
West Suffolk NHS Foundation Trust - West Suffolk Hospital	Consultant unit alongside a co-located midwifery unit	2530	10	85	2	Yes	Yes	No	5

Hospital in upper 10% nationally for this category

Hospital in lower 10% nationally for this category

(please note that this is only relevant for the 'Total Deliveries in 2014', 'Consultants in post' and 'Hours per week consultants are physically present on LW' categories)

Kent, Surrey and Sussex - Results

Trust - Hospital	Site Definition	Total Deliveries in 2014	Consultants in post	Hours per week consultants are physically present on LW	Consultants involved in physically present overnight LW cover	Is there a Junior Grade rota?	Is there a Middle Grade rota?	Is there a Senior Middle Grade rota?	Days per week the early pregnancy service is available
Ashford and St. Peter's Hospitals NHS Trust - Ashford/St. Peter's Hospitals	Consultant unit alongside a co-located midwifery unit	4032	10	68	0	Yes	Yes	No	5
Brighton and Sussex University Hospitals NHS Trust - Princess Royal Hospital	Consultant unit ONLY	2000	6	8	0	Yes	Yes	No	4
Brighton and Sussex University Hospitals NHS Trust - Royal Sussex County Hospital	Consultant unit ONLY	3406	13	84	2	Yes	Yes	No	5
Dartford and Gravesham NHS Trust - Darent Valley Hospital	Consultant unit alongside a co-located midwifery unit	5000	11	92	0	Yes	Yes	No	7
East Kent Hospitals University NHS Foundation Trust - Queen Elizabeth The Queen Mother Hospital	Consultant unit alongside a co-located midwifery unit	3400	11	60	0	Yes	Yes	No	7
East Kent Hospitals University NHS Foundation Trust - William Harvey Hospital	Consultant unit alongside a co-located midwifery unit	3900	8	70	0	Yes	Yes	No	7
Frimley Park Hospital NHS Foundation Trust - Frimley Park Hospital	Consultant unit alongside a co-located midwifery unit	5498	14	120	7	Yes	Yes	Yes	5
Medway NHS Foundation Trust - Medway Maritime Hospital	Consultant unit alongside a co-located midwifery unit	5000	15	50	5	Yes	Yes	Yes	6
Surrey and Sussex Healthcare NHS Trust - East Surrey Hospital	Consultant unit alongside a co-located midwifery unit	4600	16	98	6	Yes	Yes	No	5
The Royal Surrey County Hospital NHS Foundation Trust - The Royal Surrey County Hospital	Consultant unit alongside a co-located midwifery unit	3072	10	60	0	Yes	Yes	No	5
Western Sussex Hospitals NHS Trust - St Richard's Hospital	Consultant unit alongside a co-located midwifery unit	2721	9	40	2	Yes	Yes	No	5
Western Sussex Hospitals NHS Trust - Worthing Hospital	Consultant unit ONLY	2763	9	74	2	Yes	Yes	No	6

Hospital in upper 10% nationally for this category

Hospital in lower 10% nationally for this category

(please note that this is only relevant for the 'Total Deliveries in 2014', 'Consultants in post' and 'Hours per week consultants are physically present on LW' categories)

London - Results (page one of two)

Trust - Hospital	Site Definition	Total Deliveries in 2014	Consultants in post	Hours per week consultants are physically present on LW	Consultants involved in physically present overnight LW cover	Is there a Junior Grade rota?	Is there a Middle Grade rota?	Is there a Senior Middle Grade rota?	Days per week the early pregnancy service is available
Barts Health NHS Trust - Newham University Hospital	Consultant unit alongside a co-located midwifery unit	5979	12	74	0	No	No	Yes	7
Barts Health NHS Trust - The Royal London Hospital	Consultant unit ONLY	5900	11	68	0	Yes	Yes	Yes	7
Barts Health NHS Trust - Whipps Cross University Hospital	Consultant unit alongside a co-located midwifery unit	4365	12	74	0	Yes	Yes	No	5
Chelsea and Westminster Hospital NHS Foundation Trust - Chelsea and Westminster Hospital	Consultant unit alongside a co-located midwifery unit	5032	21	110	4	Yes	Yes	Yes	6
Croydon Health Services NHS Trust - Croydon University Hospital	Consultant unit alongside a co-located midwifery unit	3950	12	98	6	Yes	Yes	No	5
Ealing Hospital NHS Trust - Ealing Hospital	Consultant unit alongside a co-located midwifery unit	2400	9	68	0	Yes	Yes	No	5
Epsom and St Helier University Hospitals NHS Trust - Epsom/St Helier Hospitals	Consultant unit alongside a co-located midwifery unit	1909	7	60	0	Yes	Yes	No	5
Guy's and St Thomas' NHS Foundation Trust - Guy's/St Thomas' Hospitals	Consultant unit alongside a co-located midwifery unit	6432	30	68	0	Yes	Yes	Yes	7
Homerton University Hospital NHS Foundation Trust - Homerton Hospital	Consultant unit alongside a co-located midwifery unit	5995	12	98	0	Yes	Yes	Yes	6
Imperial College Healthcare NHS Trust - Queen Charlotte's and Chelsea Hospital	Consultant unit alongside a co-located midwifery unit	4891	19	98	0	Yes	Yes	Yes	5
Imperial College Healthcare NHS Trust - St Mary's Hospital	Consultant unit alongside a co-located midwifery unit	3750	20	98	0	Yes	Yes	Yes	5

Hospital in upper 10% nationally for this category

Hospital in lower 10% nationally for this category

(please note that this is only relevant for the 'Total Deliveries in 2014', 'Consultants in post' and 'Hours per week consultants are physically present on LW' categories)

London - Results (page two of two)

Trust - Hospital	Site Definition	Total Deliveries in 2014	Consultants in post	Hours per week consultants are physically present on LW	Consultants involved in physically present overnight LW cover	Is there a Junior Grade rota?	Is there a Middle Grade rota?	Is there a Senior Middle Grade rota?	Days per week the early pregnancy service is available
King's College Hospital NHS Foundation Trust - Princess Royal University Hospital	Consultant unit alongside a co-located midwifery unit	4900	12	94	0	Yes	Yes	Yes	5
Kingston Hospital NHS Foundation Trust - Kingston Hospital	Consultant unit alongside a co-located midwifery unit	5762	14	98	0	Yes	Yes	No	5
Lewisham and Greenwich NHS Trust - University Hospital Lewisham	Consultant unit alongside a co-located midwifery unit	3990	11	81	0	Yes	Yes	Yes	5
North Middlesex University Hospital NHS Trust - North Middlesex University Hospital	Consultant unit alongside a co-located midwifery unit	4923	15	98	0	Yes	Yes	Yes	7
Royal Free London NHS Foundation Trust - Royal Free Hospital	Consultant unit alongside a co-located midwifery unit	2961	14	72	0	Yes	Yes	Yes	6
St George's Healthcare NHS Trust - St George's Hospital	Consultant unit alongside a co-located midwifery unit	5300	25	144	5	No	Yes	Yes	7
The Hillingdon Hospitals NHS Foundation Trust - Hillingdon Hospital	Consultant unit ONLY	4200	12	94	4	Yes	Yes	No	5
The North West London Hospitals NHS Trust - Northwick Park Hospital	Consultant unit alongside a co-located midwifery unit	4762	17	98	4	Yes	Yes	Yes	6
University College London Hospitals NHS Foundation Trust - UCH (Elizabeth Garrett Anderson Wing)	Consultant unit alongside a co-located midwifery unit	6700	32	82	0	Yes	Yes	Yes	7
West Middlesex University Hospital NHS Trust - West Middlesex University Hospital	Consultant unit alongside a co-located midwifery unit	4524	15	137	6	Yes	Yes	Yes	5
Whittington Health NHS Trust - Whittington Hospital	Consultant unit ONLY	3400	15	80	0	Yes	Yes	Yes	5

Hospital in upper 10% nationally for this category

(please note that this is only relevant for the 'Total Deliveries in 2014', 'Consultants in post' and 'Hours per week consultants are physically present on

Hospital in lower 10% nationally for this category

LW' categories)

Mersey - Results

Trust - Hospital	Site Definition	Total Deliveries in 2014	Consultants in post	Hours per week consultants are physically present on LW	Consultants involved in physically present overnight LW cover	Is there a Junior Grade rota?	Is there a Middle Grade rota?	Is there a Senior Middle Grade rota?	Days per week the early pregnancy service is available
Countess of Chester Hospital NHS Foundation Trust - Countess of Chester Hospital	Consultant unit ONLY	2991	11	60	1	Yes	Yes	No	5
East Cheshire NHS Trust - Macclesfield District General Hospital	Consultant unit ONLY	2100	7	52	3	Yes	Yes	No	5
Liverpool Women's NHS Foundation Trust - Liverpool Women's	Consultant unit alongside a co-located midwifery unit	8200	27	77	0	Yes	Yes	Yes	5
Mid Cheshire Hospitals NHS Foundation Trust - Leighton Hospital	Consultant unit alongside a co-located midwifery unit	2745	9	60	7	Yes	Yes	No	5
Southport and Ormskirk Hospital NHS Trust - Ormskirk/Southport and Formby Hospitals	Consultant unit ONLY	2700	8	60	0	Yes	Yes	No	5
St Helens and Knowsley Teaching Hospitals NHS Trust - Whiston Hospital	Consultant unit ONLY	3810	9	60	0	Yes	Yes	No	5
Warrington and Halton Hospitals NHS Foundation Trust - Warrington Hospital	Consultant unit ONLY	3001	10	60	3	Yes	Yes	No	5
Wirral University Teaching Hospital NHS Foundation Trust - Arrowe Park Hospital	Consultant unit alongside a co-located midwifery unit	3380	10	60	0	Yes	Yes	No	5

Hospital in upper 10% nationally for this category

Hospital in lower 10% nationally for this category

(please note that this is only relevant for the 'Total Deliveries in 2014', 'Consultants in post' and 'Hours per week consultants are physically present on LW' categories)

North Western - Results

Trust - Hospital	Site Definition	Total Deliveries in 2014	Consultants in post	Hours per week consultants are physically present on LW	Consultants involved in physically present overnight LW cover	Is there a Junior Grade rota?	Is there a Middle Grade rota?	Is there a Senior Middle Grade rota?	Days per week the early pregnancy service is available
Blackpool Teaching Hospitals NHS Foundation Trust - Blackpool Victoria Hospital	Consultant unit alongside a co-located midwifery unit	3156	8	60	0	Yes	Yes	No	5
Bolton NHS Foundation Trust - Royal Bolton Hospital	Consultant unit alongside a co-located midwifery unit	6500	14	98	0	Yes	Yes	Yes	5
Central Manchester University Hospitals NHS Foundation Trust - Saint Mary's Hospital	Consultant unit alongside a co-located midwifery unit	8800	51	168	15	Yes	Yes	Yes	7
East Lancashire Hospitals NHS Trust - Lancashire Women and Newborn Centre	Consultant unit alongside a co-located midwifery unit	6500	16	89	1	Yes	Yes	Yes	7
Isle of Man DH - Noble's Hospital (Isle of Man)	Consultant unit ONLY	800	4	40	0	Yes	No	No	4
Lancashire Teaching Hospitals NHS Foundation Trust - Royal Preston Hospital	Consultant unit alongside a co-located midwifery unit	4472	14	98	0	Yes	Yes	No	5
The Pennine Acute Hospitals NHS Trust - North Manchester General Hospital	Consultant unit alongside a co-located midwifery unit	4576	15	102	6	Yes	Yes	No	5
The Pennine Acute Hospitals NHS Trust - The Royal Oldham Hospital	Consultant unit alongside a co-located midwifery unit	9799	19	137	6	Yes	Yes	No	7
Uni. Hospitals of Morecambe Bay NHS Foundation Trust - Furness General Hospital	Consultant unit ONLY	1200	5	52	1	Yes	Yes	No	5
University Hospital of South Manchester NHS Foundation Trust - UHSM	Consultant unit alongside a co-located midwifery unit	4400	11	132	5	Yes	Yes	Yes	5

Hospital in upper 10% nationally for this category

Hospital in lower 10% nationally for this category

(please note that this is only relevant for the 'Total Deliveries in 2014', 'Consultants in post' and 'Hours per week consultants are physically present on LW' categories)

Northern - Results

Trust - Hospital	Site Definition	Total Deliveries in 2014	Consultants in post	Hours per week consultants are physically present on LW	Consultants involved in physically present overnight LW cover	Is there a Junior Grade rota?	Is there a Middle Grade rota?	Is there a Senior Middle Grade rota?	Days per week the early pregnancy service is available
City Hospitals Sunderland NHS Foundation Trust - Sunderland Royal Hospital	Consultant unit ONLY	3085	10	66	0	Yes	Yes	No	6
County Durham & Darlington NHS Foundation Trust - Darlington Memorial/Bishop Auckland General Hospitals	Consultant unit ONLY	2680	10	96	4	Yes	Yes	Yes	5
Gateshead Health NHS Foundation Trust - Queen Elizabeth Hospital	Consultant unit alongside a co-located midwifery unit	1900	8	52	1	Yes	Yes	No	5
North Cumbria University Hospitals NHS Trust - Cumberland Infirmary	Consultant unit ONLY	1736	7	40	1	Yes	Yes	No	5
North Cumbria University Hospitals NHS Trust - West Cumberland Hospital	Consultant unit ONLY	1250	5	40	0	Yes	Yes	No	5
North Tees and Hartlepool NHS Foundation Trust - The University Hospitals of North Tees and of Hartlepool	Consultant unit ONLY	3200	13	98	0	Yes	Yes	No	5
Northumbria Healthcare NHS Foundation Trust - Hexham/North Tyneside/Wansbeck General Hospitals	Consultant unit ONLY	2376	9	48	0	Yes	Yes	No	5
South Tees Hospitals NHS Foundation Trust - The James Cook University Hospital	Consultant unit ONLY	4267	19	96	0	Yes	Yes	Yes	7
South Tyneside NHS Foundation Trust - South Tyneside District Hospital	Consultant unit ONLY	1328	5	40	0	Yes	Yes	No	5
The Newcastle upon Tyne Hospitals NHS Foundation Trust - Royal Victoria Infirmary	Consultant unit alongside a co-located midwifery unit	7340	20	78	13	Yes	Yes	Yes	6

Hospital in upper 10% nationally for this category

Hospital in lower 10% nationally for this category

(please note that this is only relevant for the 'Total Deliveries in 2014', 'Consultants in post' and 'Hours per week consultants are physically present on LW' categories)

Northern Ireland - Results

Trust - Hospital	Site Definition	Total Deliveries in 2014	Consultants in post	Hours per week consultants are physically present on LW	Consultants involved in physically present overnight LW cover	Is there a Junior Grade rota?	Is there a Middle Grade rota?	Is there a Senior Middle Grade rota?	Days per week the early pregnancy service is available
Belfast Health and Social Care Trust - Royal Jubilee Maternity Services	Consultant unit ONLY	6179	27	96	1	Yes	Yes	Yes	5
Northern Health and Social Care Trust - Causeway Hospital	Consultant unit ONLY	1360	5	40	0	Yes	Yes	No	7
South Eastern Health and Social Care Trust - Ulster Hospital	Consultant unit alongside a co-located midwifery unit	4580	12	60	0	Yes	Yes	No	5
Southern Health and Social Care Trust - Craigavon Area Hospital	Consultant unit alongside a co-located midwifery unit	4058	9	40	0	Yes	Yes	No	5
Southern Health and Social Care Trust - Daisy Hill Hospital	Consultant unit alongside a co-located midwifery unit	1867	7	40	0	Yes	Yes	No	5
Western Health and Social Care Trust - Altnagelvin Area Hospital	Consultant unit alongside a co-located midwifery unit	2788	9	40	0	Yes	Yes	No	5
Western Health and Social Care Trust - South West Acute Hospital	Consultant unit alongside a co-located midwifery unit	1256	4	10	0	Yes	Yes	No	5

Hospital in upper 10% nationally for this category

Hospital in lower 10% nationally for this category

(please note that this is only relevant for the 'Total Deliveries in 2014', 'Consultants in post' and 'Hours per week consultants are physically present on LW' categories)

Oxford (Thames Valley) - Results

Trust - Hospital	Site Definition	Total Deliveries in 2014	Consultants in post	Hours per week consultants are physically present on LW	Consultants involved in physically present overnight LW cover	Is there a Junior Grade rota?	Is there a Middle Grade rota?	Is there a Senior Middle Grade rota?	Days per week the early pregnancy service is available
Buckinghamshire Healthcare NHS Trust - Stoke Mandeville/Wycombe Hospitals	Consultant unit alongside a co-located midwifery unit	5800	14	85	2	Yes	Yes	Yes	5
Heatherwood and Wexham Park Hospitals NHS Foundation Trust - Wexham Park Hospital	Consultant unit alongside a co-located midwifery unit	4300	15	126	2	Yes	Yes	Yes	5
Milton Keynes Hospital NHS Foundation Trust - Milton Keynes Hospital	Consultant unit ONLY	3900	9	60	0	Yes	Yes	No	5
Oxford University Hospitals NHS Trust - Horton General Hospital	Consultant unit ONLY	1700	5	40	0	No	Yes	No	5
Royal Berkshire NHS Foundation Trust - Royal Berkshire Hospital	Consultant unit alongside a co-located midwifery unit	5681	14	91	0	Yes	Yes	Yes	5

Hospital in upper 10% nationally for this category

Hospital in lower 10% nationally for this category

(please note that this is only relevant for the 'Total Deliveries in 2014', 'Consultants in post' and 'Hours per week consultants are physically present on LW' categories)

Scotland - Results

Trust - Hospital	Site Definition	Total Deliveries in 2014	Consultants in post	Hours per week consultants are physically present on LW	Consultants involved in physically present overnight LW cover	Is there a Junior Grade rota?	Is there a Middle Grade rota?	Is there a Senior Middle Grade rota?	Days per week the early pregnancy service is available
NHS Ayrshire & Arran - University Hospital Crosshouse	Consultant unit alongside a co-located midwifery unit	3690	15	60	0	Yes	Yes	No	6
NHS Borders - Borders General Hospital	Consultant unit ONLY	1040	6	3	6	Yes	Yes	No	5
NHS Dumfries & Galloway - Dumfries and Galloway Royal Infirmary	Consultant unit ONLY	1270	5	40	0	Yes	Yes	No	5
NHS Fife - Victoria Hospital	Consultant unit alongside a co-located midwifery unit	3559	17	50	0	Yes	Yes	No	5
NHS Grampian - Aberdeen Maternity Hospital	Consultant unit alongside a co-located midwifery unit	5337	20	74	0	Yes	Yes	Yes	7
NHS Grampian - Dr Gray's Hospital	Consultant unit ONLY	1083	4	40	0	Yes	No	No	5
NHS Greater Glasgow and Clyde - Royal Alexandra/Inverclyde/Vale of Leven District General Hospitals	Consultant unit alongside a co-located midwifery unit	3601	16	76	6	Yes	Yes	Yes	5
NHS Greater Glasgow and Clyde - Southern General Hospital	Consultant unit ONLY	6003	20	95	5	Yes	Yes	No	5
NHS Highland - Raigmore Hospital	Consultant unit ONLY	2056	6	43	0	Yes	Yes	No	3
NHS Lanarkshire - Wishaw General Hospital	Consultant unit ONLY	4800	17	56	4	Yes	Yes	No	6
NHS Lothian - Royal Infirmary of Edinburgh	Consultant unit alongside a co-located midwifery unit	6830	34	108	8	Yes	Yes	Yes	7
NHS Lothian - St John's Hospital at Howden	Consultant unit ONLY	2850	9	40	0	Yes	Yes	No	5
NHS Tayside - Ninewells Hospital/Perth Royal Infirmary	Consultant unit alongside a co-located midwifery unit	4547	22	96	11	Yes	Yes	No	5

Hospital in upper 10% nationally for this category

Hospital in lower 10% nationally for this category

(please note that this is only relevant for the 'Total Deliveries in 2014', 'Consultants in post' and 'Hours per week consultants are physically present on LW' categories)

Severn - Results

Trust - Hospital	Site Definition	Total Deliveries in 2014	Consultants in post	Hours per week consultants are physically present on LW	Consultants involved in physically present overnight LW cover	Is there a Junior Grade rota?	Is there a Middle Grade rota?	Is there a Senior Middle Grade rota?	Days per week the early pregnancy service is available
Great Western Hospitals NHS Foundation Trust - Great Western Hospital	Consultant unit alongside a co-located midwifery unit	4536	12	60	0	Yes	Yes	No	7
North Bristol NHS Trust - Southmead Hospital	Consultant unit alongside a co-located midwifery unit	6438	16	77	0	Yes	Yes	No	5
Royal United Hospital Bath NHS Trust - Royal United Hospital	Consultant unit ONLY	4697	8	40	8	Yes	Yes	No	5
Taunton and Somerset NHS Foundation Trust - Musgrove Park Hospital	Consultant unit alongside a co-located midwifery unit	3299	10	60	0	Yes	Yes	No	5
University Hospitals Bristol NHS Foundation Trust - St Michael's Hospital	Consultant unit alongside a co-located midwifery unit	5310	18	80	2	Yes	Yes	Yes	7
Yeovil District Hospital NHS Foundation Trust - Yeovil District Hospital	Consultant unit ONLY	1500	5	45	0	Yes	Yes	No	5

Hospital in upper 10% nationally for this category

Hospital in lower 10% nationally for this category

(please note that this is only relevant for the 'Total Deliveries in 2014', 'Consultants in post' and 'Hours per week consultants are physically present on LW' categories)

South West Peninsula - Results

Trust - Hospital	Site Definition	Total Deliveries in 2014	Consultants in post	Hours per week consultants are physically present on LW	Consultants involved in physically present overnight LW cover	Is there a Junior Grade rota?	Is there a Middle Grade rota?	Is there a Senior Middle Grade rota?	Days per week the early pregnancy service is available
Northern Devon Healthcare NHS Trust - North Devon District Hospital	Consultant unit alongside a co-located midwifery unit	1653	6	40	0	Yes	Yes	No	5
Plymouth Hospitals NHS Trust - Derriford Hospital	Consultant unit ONLY	4600	18	100	4	Yes	Yes	No	5
Royal Cornwall Hospitals NHS Trust - Royal Cornwall Hospital, Treliske, Truro	Consultant unit ONLY	4438	12	45	0	Yes	Yes	No	5
Royal Devon & Exeter NHS Foundation Trust - Wonford Hospital	Consultant unit alongside a co-located midwifery unit	4200	12	60	0	Yes	Yes	No	5
South Devon Healthcare NHS Foundation Trust - Torbay Hospital	Consultant unit ONLY	2479	7	40	0	Yes	Yes	No	5

Hospital in upper 10% nationally for this category

Hospital in lower 10% nationally for this category

(please note that this is only relevant for the 'Total Deliveries in 2014', 'Consultants in post' and 'Hours per week consultants are physically present on LW' categories)

Wales - Results

Trust - Hospital	Site Definition	Total Deliveries in 2014	Consultants in post	Hours per week consultants are physically present on LW	Consultants involved in physically present overnight LW cover	Is there a Junior Grade rota?	Is there a Middle Grade rota?	Is there a Senior Middle Grade rota?	Days per week the early pregnancy service is available
Abertawe Bro Morgannwg University Health Board - Princess of Wales Hospital	Consultant unit ONLY	2543	8	40	0	Yes	Yes	No	5
Abertawe Bro Morgannwg University Health Board - Singleton Hospital	Consultant unit alongside a co-located midwifery unit	3242	14	40	0	Yes	Yes	Yes	5
Aneurin Bevan Health Board - Royal Gwent Hospital/Ysbyty Ystrad Fawr	Consultant unit alongside a co-located midwifery unit	3939	12	60	0	Yes	Yes	No	5
Betsi Cadwaladr University Health Board - Wrexham Maelor Hospital	Consultant unit alongside a co-located midwifery unit	2245	6	40	6	Yes	Yes	No	5
Betsi Cadwaladr University Health Board - Ysbyty Gwynedd	Consultant unit alongside a co-located midwifery unit	2200	9	40	0	Yes	Yes	No	5
Cardiff and Vale University Health Board - University Hospital Llandough/University Hospital of Wales	Consultant unit alongside a co-located midwifery unit	6200	20	45	0	Yes	Yes	Yes	5
Cwm Taf Health Board - Prince Charles Hospital	Consultant unit alongside a co-located midwifery unit	1800	7	40	0	Yes	Yes	No	7
Hywel Dda Health Board - Bronglais Hospital	Consultant unit alongside a co-located midwifery unit	570	4	12	0	Yes	Yes	No	5
Hywel Dda Health Board - Glangwili Hospital	Consultant unit alongside a co-located midwifery unit	2800	8	40	0	Yes	Yes	No	5

Hospital in upper 10% nationally for this category

Hospital in lower 10% nationally for this category

(please note that this is only relevant for the 'Total Deliveries in 2014', 'Consultants in post' and 'Hours per week consultants are physically present on LW' categories)

Wessex - Results

Trust - Hospital	Site Definition	Total Deliveries in 2014	Consultants in post	Hours per week consultants are physically present on LW	Consultants involved in physically present overnight LW cover	Is there a Junior Grade rota?	Is there a Middle Grade rota?	Is there a Senior Middle Grade rota?	Days per week the early pregnancy service is available
Dorset County Hospital NHS Foundation Trust - Dorset County Hospital	Consultant unit ONLY	2200	7	48	2	Yes	Yes	No	5
Hampshire Hospitals NHS Foundation Trust - Basingstoke and North Hampshire Hospital	Consultant unit ONLY	3200	10	60	4	Yes	Yes	Yes	7
Hampshire Hospitals NHS Foundation Trust - Royal Hampshire County Hospital	Consultant unit ONLY	3002	8	40	2	Yes	Yes	No	5
Poole Hospital NHS Foundation Trust - Poole Hospital	Consultant unit alongside a co-located midwifery unit	4536	9	60	0	Yes	Yes	No	6
Portsmouth Hospitals NHS Trust - Queen Alexandra Hospital	Consultant unit alongside a co-located midwifery unit	5900	16	68	0	Yes	Yes	No	5
Salisbury NHS Foundation Trust - Salisbury District Hospital	Consultant unit ONLY	2472	6	40	0	Yes	Yes	No	5
The Royal Bournemouth and Christchurch Hospitals NHS Foundation Trust - Royal Bournemouth Hospital	Consultant unit ONLY	500	5	58	4	Yes	Yes	No	5
University Hospital Southampton NHS Foundation Trust - Princess Anne Hospital	Consultant unit alongside a co-located midwifery unit	5933	19	70	0	Yes	Yes	Yes	5

Hospital in upper 10% nationally for this category

Hospital in lower 10% nationally for this category

(please note that this is only relevant for the 'Total Deliveries in 2014', 'Consultants in post' and 'Hours per week consultants are physically present on LW' categories)

West Midlands - Results

Trust - Hospital	Site Definition	Total Deliveries in 2014	Consultants in post	Hours per week consultants are physically present on LW	Consultants involved in physically present overnight LW cover	Is there a Junior Grade rota?	Is there a Middle Grade rota?	Is there a Senior Middle Grade rota?	Days per week the early pregnancy service is available
George Eliot Hospital NHS Trust - George Eliot Hospital	Consultant unit ONLY	2000	5	9	0	Yes	Yes	No	5
Heart of England NHS Foundation Trust - Birmingham Heartlands/Solihull Hospitals	Consultant unit alongside a co-located midwifery unit	6538	21	168	13	Yes	Yes	Yes	6
Heart of England NHS Foundation Trust - Good Hope Hospital	Consultant unit alongside a co-located midwifery unit	3400	12	68	0	Yes	Yes	No	5
Sandwell and West Birmingham Hospitals NHS Trust - City/Sandwell General Hospitals	Consultant unit ONLY	5400	22	98	2	Yes	Yes	Yes	7
South Warwickshire NHS Foundation Trust - Warwick Hospital	Consultant unit ONLY	2800	8	60	2	Yes	Yes	No	6
The Dudley Group NHS Foundation Trust - Russells Hall Hospital	Consultant unit alongside a co-located midwifery unit	4421	8	60	0	Yes	Yes	No	5
The Royal Wolverhampton NHS Trust - New Cross Hospital	Consultant unit alongside a co-located midwifery unit	4115	15	40	0	Yes	Yes	No	5
The Shrewsbury and Telford Hospital NHS Trust - Princess Royal/Royal Shrewsbury Hospitals	Consultant unit alongside a co-located midwifery unit	5104	13	76	0	Yes	Yes	No	7
University Hospital of North Staffordshire NHS Trust - City General Hospital	Consultant unit alongside a co-located midwifery unit	6500	22	108	0	Yes	Yes	Yes	6
University Hospitals Coventry and Warwickshire NHS Trust - University Hospital, Coventry	Consultant unit alongside a co-located midwifery unit	6000	18	96	0	Yes	Yes	Yes	5
Walsall Healthcare NHS Trust - Walsall Manor Hospital	Consultant unit ONLY	4612	11	98	5	Yes	Yes	No	5
Worcestershire Acute Hospitals NHS Trust - Alexandra Hospital	Consultant unit ONLY	1920	7	40	0	Yes	Yes	No	3
Worcestershire Acute Hospitals NHS Trust - Worcestershire Royal Hospital	Consultant unit alongside a co-located midwifery unit	3749	14	60	0	Yes	Yes	No	5
Wye Valley NHS Trust - The County Hospital	Consultant unit ONLY	1697	6	66	0	Yes	Yes	No	5

Hospital in upper 10% nationally for this category

Hospital in lower 10% nationally for this category

(please note that this is only relevant for the 'Total Deliveries in 2014', 'Consultants in post' and 'Hours per week consultants are physically present on LW' categories)

Yorkshire and The Humber - Results

Trust - Hospital	Site Definition	Total Deliveries in 2014	Consultants in post	Hours per week consultants are physically present on LW	Consultants involved in physically present overnight LW cover	Is there a Junior Grade rota?	Is there a Middle Grade rota?	Is there a Senior Middle Grade rota?	Days per week the early pregnancy service is available
Airedale NHS Foundation Trust - Airedale General Hospital	Consultant unit alongside a co-located midwifery unit	2253	6	40	0	Yes	Yes	No	5
Bradford Teaching Hospitals NHS Foundation Trust - Bradford Royal Infirmary	Consultant unit alongside a co-located midwifery unit	5903	13	60	0	Yes	Yes	Yes	7
Calderdale and Huddersfield NHS Foundation Trust - Calderdale Royal Hospital	Consultant unit alongside a co-located midwifery unit	5703	14	98	0	Yes	Yes	No	7
Doncaster and Bassetlaw Hospitals NHS Foundation Trust - Bassetlaw Hospital	Consultant unit ONLY	1496	5	40	0	Yes	Yes	No	5
Harrogate and District NHS Foundation Trust - Harrogate District Hospital	Consultant unit ONLY	2100	6	40	0	Yes	Yes	No	6
Hull and East Yorkshire Hospitals NHS Trust - Hull Royal Infirmary/Castle Hill Hospital	Consultant unit ONLY	5802	15	101	5	Yes	Yes	No	7
Northern Lincolnshire and Goole Hospitals NHS Foundation Trust - Diana, Princess of Wales Hospital	Consultant unit alongside a co-located midwifery unit	2700	6	40	0	Yes	Yes	No	5
Sheffield Teaching Hospitals NHS Foundation Trust - Jessop Wing	Consultant unit alongside a co-located midwifery unit	7115	25	84	0	Yes	Yes	Yes	6
The Leeds Teaching Hospital Trust - Leeds General Infirmary/St James's University/Seacroft Hospitals	Consultant unit ONLY	9592	34	60	3	Yes	Yes	Yes	6
The Rotherham NHS Foundation Trust - Rotherham Hospital	Consultant unit ONLY	2712	9	65	0	Yes	Yes	No	5
York Teaching Hospital NHS Foundation Trust - Scarborough Hospital	Consultant unit alongside a co-located midwifery unit	1610	7	64	2	Yes	Yes	No	5
York Teaching Hospital NHS Foundation Trust - The York Hospital	Consultant unit ONLY	3276	11	82	3	Yes	Yes	No	6

Hospital in upper 10% nationally for this category

Hospital in lower 10% nationally for this category

(please note that this is only relevant for the 'Total Deliveries in 2014', 'Consultants in post' and 'Hours per week consultants are physically present on LW' categories)



Royal College of
Obstetricians &
Gynaecologists