

Overall Statistics for Northern Ireland as at 14 May 2005

Consultants

Total number of consultant posts	63	(2004 – 58)
Number of consultants in post (including locums and , part-time consultants)	62	(2004 – 57)
Male	42	(2004 – 45)
Female	20	(2004 – 12)
Number of consultant vacancies	1	(2004 – 1)
Number of posts filled by locums	0	(2004 – 3)
Number of community gynaecologists	0	(2004 – 0)

PART-TIME CONSULTANTS

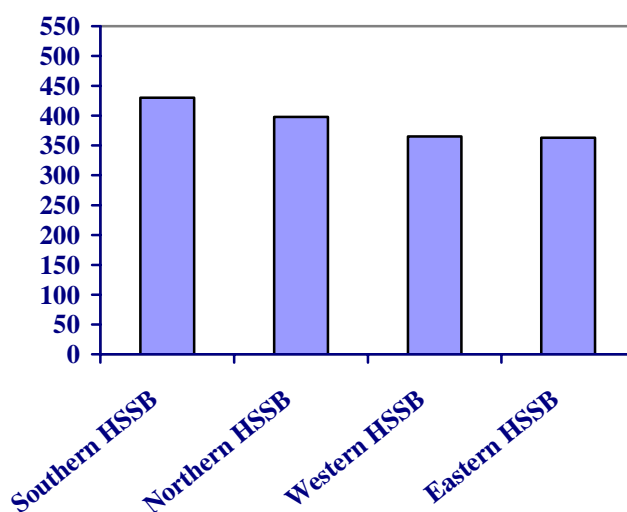
Total number	3
Male	0
Female	3

HEALTH BOARD DISTRIBUTION OF CONSULTANTS IN POST

(excluding community gynaecologists)

Health Board	No in Post	No of Deliveries per Consultant	No of Deliveries per WTE
Eastern HSSB	32	363	455
Northern HSSB	10	398	423
Southern HSSB	10	430	488
Western HSSB	10	365	387

Number of Deliveries per WTE



Overall number of deliveries	23,862	(2004 – 22.219)
Average number of deliveries per consultant	385	(2004 – 381)
Average number of deliveries per WTE	449	(2004 – 397)

SIZE OF HOSPITAL (NO OF CONSULTANTS) WITH NUMBER OF DELIVERIES

Number of Deliveries	No of Hospitals	Number of Consultants								
		2	3	4	5	6	7	8	9	15
Under 500	1	1								
501 - 1000	1		1							
1001 - 1500	4		1	3						
1501 - 2004	1			1						
2004 - 2500	2			1	1					
2501 - 3000	2				1	1				
4501 - 5000	1									1

SUBSPECIALTY/SPECIAL INTERESTS

	Fetal Medicine	Gynaecological Oncology	Reproductive Medicine	Urogynaecology
Consultants practising	7	7	8	5
Subspecialty accredited	0	1	2	0
Subspecialty (not accredited)	0	0	0	0
Special interest	7	6	6	5
Total sessions	13	11	18	7

CONSULTANT RETIREMENTS

(including deaths)

Total number	0	(2004 – 4)
Average age of retirement	0	(2004 – 64)

Specialist Registrars

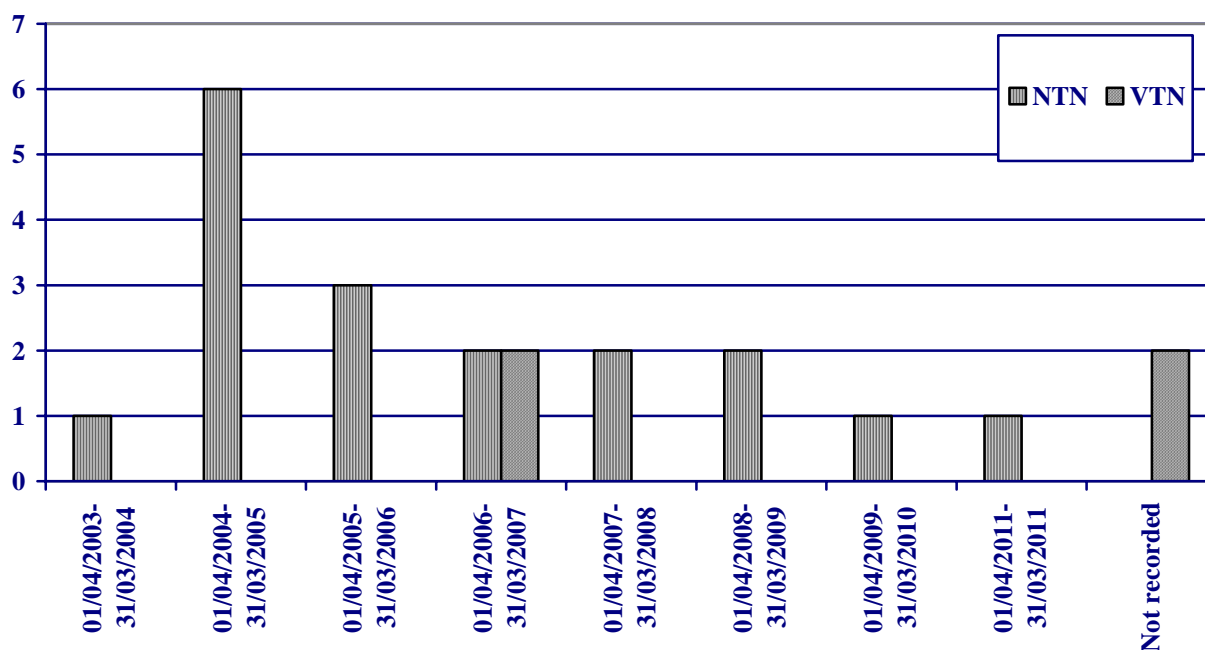
Total number of specialist registrar posts	37	(2004 – 37)
Number of specialist registrars in post	36	(2004 – 37)
Number of specialist registrar vacancies	1	(2004 – 0)
Number of career specialist registrars	18	(2004 – 23)
Number of visiting specialist registrars	18	(2004 – 14)
Type 1 trainees (VTN)	4	(2004 – 2)
Type 2 trainees (FTTA)	14	(2004 – 12)
Number of flexible specialist registrars	5	(2004 – 4)
Number of career SpRs without a recorded NTN	2	

UK trainees (47%)	17	(2004 – 21)
Male	6	(2004 – 8)
Female	11	(2004 – 13)
UK trainees intending to take up a UK consultant post	16	(2004 – 20)
EU trainees (3%)	1	(2004 – 2)
Male	1	(2004 – 1)
Female	0	(2004 – 1)
EU trainees intending to take up a UK consultant post	0	(2004 – 1)
Visiting trainees (50%)	18	(2004 – 14)
Male	10	(2004 – 9)
Female	8	(2004 – 5)
Visiting trainees intending to take up a UK consultant post	2	(2004 – 1)

HEALTH BOARD DISTRIBUTION OF SPECIALIST REGISTRARS IN POST

Health Board	Total		NHS	Academic/Research
	No	% of National		
Eastern HSSB	20	55.56	20	0
Northern HSSB	9	25.00	9	0
Southern HSSB	4	11.11	4	0
Western HSSB	3	8.33	3	0
	36		36	0

SpR CCST DATES



CCST Date	No of SpRs (NTN)	No of SpRs (VTN)	Total
01/04/2003 - 31/03/2004	1		1
01/04/2004 - 31/03/2005	6		6
01/04/2005 - 31/03/2006	3		3
01/04/2006 - 31/03/2007	2	2	4
01/04/2007 – 31/03/2008	2		2
01/04/2008 – 31/03/2009	2		2
01/04/2009 – 31/03/2010	1		1
01/04/2011 – 31/03/2011	1		1
Not recorded		2	2

SpR Year	No of SpRs (NTN)	No of SpRs (VTN)	Total
Year 1	1	0	1
Year 2	2	0	2
Year 3	5	0	5
Year 4	3	2	5
Year 5	0	0	0
Over Year 5	0	0	0
Not stated	7	2	9

Trainees in LAS and LAT Posts

Total number of O&G specialty trainees in LAS posts 0 (2004 – 0)

Total number of O&G specialty trainees in LAT posts 0 (2004 – 0)

Senior House Officers

Total number of SHO posts (includes GPVTs) 93 (2004 – 87)

Number of SHOs in post 93 (2004 – 87)

Number of SHO vacancies 0 (2004 – 0)

SENIOR HOUSE OFFICERS TRAINING FOR A CAREER IN OBSTETRICS AND GYNAECOLOGY

Number of O&G specialty trainees in post 49 (2004 – 49)

Number of O&G specialty trainees regularly acting up 1 (2004 – 2)

Number of career O&G specialty trainees 18 (2004 – 18)

Number of visiting O&G specialty trainees 31 (2004 – 31)

<u>UK trainees (20%)</u>	18	(2004 – 17)
Male	2	(2004 – 2)
Female	16	(2004 – 15)
UK trainees intending to take up a UK consultant post	15	(2004 – 10)
<u>EU trainees (0%)</u>	0	(2004 – 1)
Male	0	(2004 – 1)
Female	0	(2004 – 0)
EU trainees intending to take up a UK consultant post	0	(2004 – 1)
<u>Visiting trainees (33%)</u>	31	(2004 – 31)
Male	11	(2004 – 12)
Female	20	(2004 – 19)
Visiting trainees intending to take up a UK consultant post	8	(2004 – 7)

SENIOR HOUSE OFFICERS TRAINING FOR A CAREER IN GENERAL PRACTICE

Total number (47%)	44	(2004 – 38)
Structured	33	(2004 – 29)
Male	14	
Female	19	
Non-structured	11	(2004 – 9)
Male	3	
Female	8	

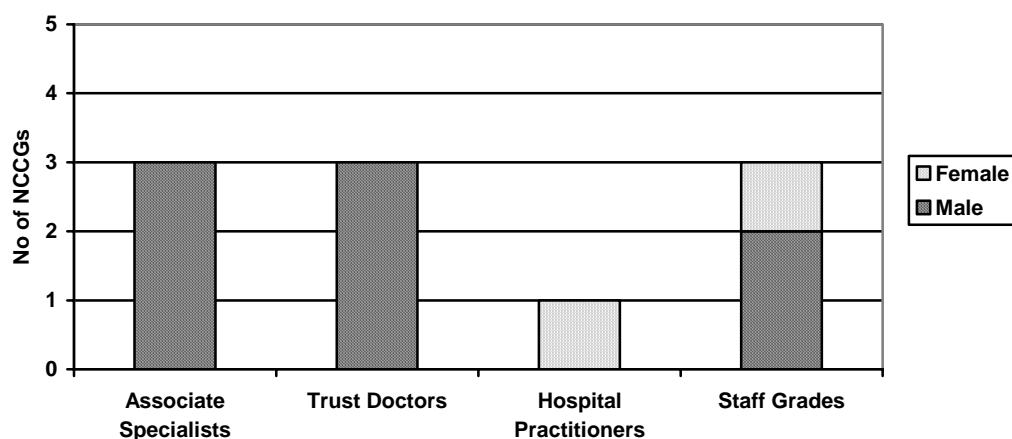
HEALTH BOARD DISTRIBUTION OF SHOs IN POST

Health Board	Total No	Career		Visiting		GPVTs	
		No	%	No	%	No	%
Eastern HSSB	36	7	19.44	11	30.56	18	50.00
Northern HSSB	32	5	15.63	10	31.25	17	53.13
Southern HSSB	12	3	25.00	3	25.00	6	50.00
Western HSSB	13	3	23.08	7	53.84	3	23.08
Totals	93	18		31		44	

On call Rotas

	Rota	Partial Shift	Full Shift	Combination of Shift/Rota
SpR	7	0	0	0
SHO (Obstetrics)	10	2	0	0
SHO (Gynaecology)	9	3	0	0

Other Staff



	Total	Male	Female
Staff Grades	3	2	1
Associate Specialists	3	0	3
Trust Doctors	3	3	0
Hospital Practitioners	1	0	1

HEALTH BOARD DISTRIBUTION OF NON CONSULTANT CAREER GRADES COMPARED TO CONSULTANTS

(excluding community gynaecologists)

Health Board	No of Consultants	No of NCCGs	% NCCGs of all career grades	Ratio of NCCGs+SpRs to Consultants
Eastern HSSB	32	2	9	0.72
Northern HSSB	10	1	9	1.00
Southern HSSB	10	4	17	0.60
Western HSSB	10	2	17	0.50