

Overall Statistics for Northern Ireland as at 14 May 2008

Consultants

Total number of consultant posts	66	(2007 – 69)
Number of consultants in post (including locums and , part-time consultants)	64	(2007 – 66)
Male	41	(2007 – 44)
Female	23	(2007 – 22)
Number of consultant vacancies	2	(2007 – 2)
Number of posts filled by locums	1	(2007 – 1)
Number of community gynaecologists	0	(2007 – 0)

PART-TIME CONSULTANTS

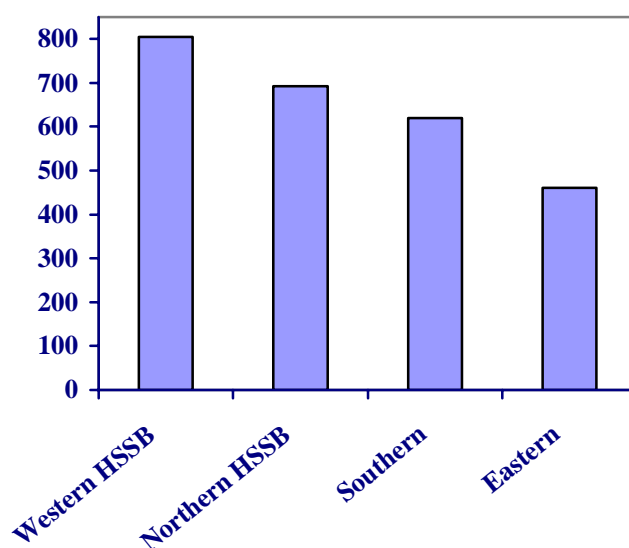
Total number	7
Male	1
Female	6

HEALTH BOARD DISTRIBUTION OF CONSULTANTS IN POST

(excluding community gynaecologists)

Health Board	No in Post	No of deliveries per NHS consultant	No of deliveries per consultant obstetrician WTE
Eastern HSSB	34	361	460
Northern HSSB	10	415	692
Southern HSSB	10	467	620
Western HSSB	10	402	805

Number of Deliveries per Obstetric WTE



Overall number of deliveries	22,904	(2007 – 22,202)
Average number of deliveries per NHS consultant	345	(2007 – 355)
Average number of deliveries per obstetric WTE	649	(2007 – 664)
Overall number of gynaecological operations	15,835	

SIZE OF HOSPITAL (NO OF CONSULTANTS) WITH NUMBER OF DELIVERIES

Number of Deliveries	Number of Hospitals	Number of Consultant Obstetricians					
		1.5	2	3	3.5	5.5	8.5
Under 500	0						
501 - 1000	1	1					
1001 - 1500	4	1	2	1			
1501 - 2007	1		1				
2007 - 2500	1		1				
2501 - 3000	3			1		2	
4501 - 5000	1						1

SUBSPECIALTY/SPECIAL INTERESTS

	Fetal Medicine	Gynaecological Oncology	Reproductive Medicine	Urogynaecology
Consultants practising	7	7	9	6
Subspecialty accredited	0	0	3	0
Subspecialty (not accredited)	0	0	0	0
Special interest	7	7	6	6
Total sessions	14	10	27	8

TYPE OF PRACTICE

Number of consultants practising obstetrics and gynaecology	60
Number of consultants practising obstetrics	2
Number of consultants practising gynaecology	2

CONSULTANT RETIREMENTS

(including deaths)

Total number	3	(2007 – 0)
Average age of retirement	63	

Specialist Registrars

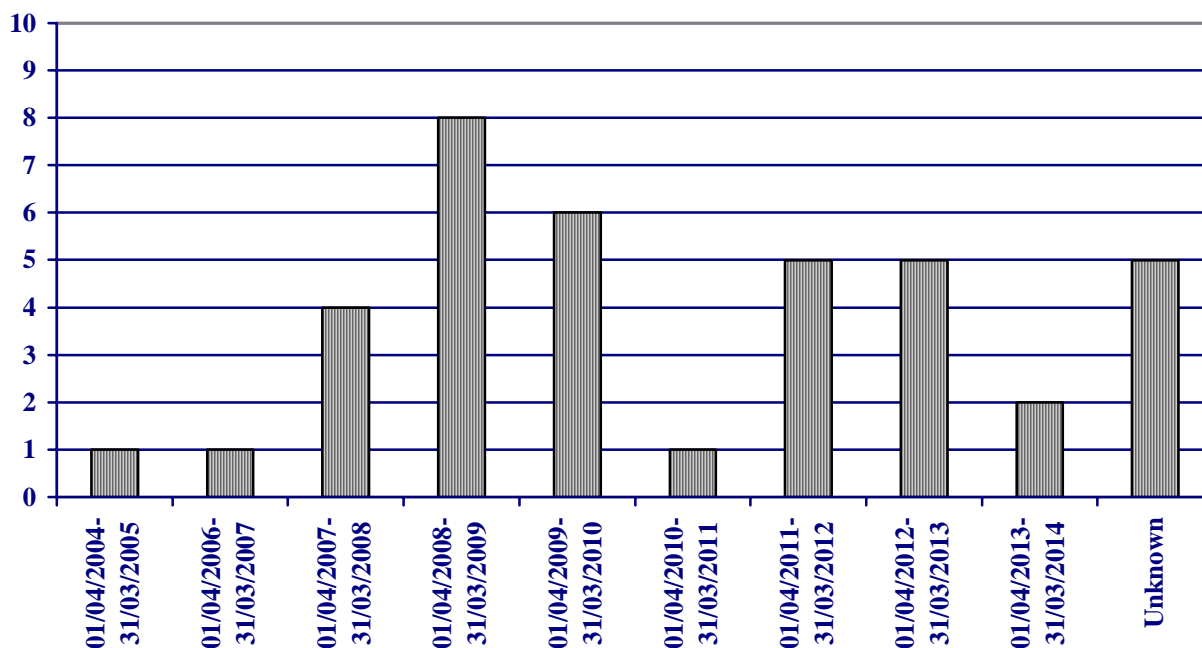
Total number of specialist registrar posts	39	(2007 – 47)
Number of specialist registrars in post	38	(2007 – 46)

Number of specialist registrar vacancies	1	(2007 – 1)
Number of flexible specialist registrars	4	(2007 – 2)
<u>UK nationals (47%)</u>	18	(2007 – 23)
Male	6	(2007 – 5)
Female	12	(2007 – 18)
UK trainees intending to take up a UK consultant post	17	(2007 – 21)
<u>EU nationals (8%)</u>	2	(2007 – 3)
Male	1	(2007 – 1)
Female	1	(2007 – 2)
EU trainees intending to take up a UK consultant post	1	(2007 – 3)
<u>Visiting nationals (45%)</u>	18	(2007 – 20)
Male	8	(2007 – 13)
Female	10	(2007 – 7)
Visiting trainees intending to take up a UK consultant post	11	(2007 – 15)

HEALTH BOARD DISTRIBUTION OF SPECIALIST REGISTRARS IN POST

Health Board	Total		NHS	Academic/Research
	No	% of National		
Eastern HSSB	26	68.42	26	0
Northern HSSB	5	13.15	5	0
Southern HSSB	4	10.52	4	0
Western HSSB	3	7.89	3	0
	38		38	0

SpR CCST DATES



CCST Date	No of SpRs
01/01/2004 – 31/03/2005	1
01/04/2006 - 31/03/2007	1
01/04/2007 - 31/03/2008	4
01/04/2008 – 31/03/2009	8
01/04/2009 – 31/03/2010	6
01/04/2010 – 31/03/2011	1
01/04/2011 – 31/03/2012	5
01/04/2012 – 31/03/2013	5
01/04/2013 – 31/03/2014	2
Nor recorded	5

Trainees in FY1 and FY2 Posts

Total number of FY1 posts	1
Number of FY1s in post	0
Vacancies	1
Total number of FY2 posts	2
Number of FY2s in post	2
Vacancies	2

Senior House Officers

Total number of SHO posts (includes GPVTs)

80

(2007 – 85)

Number of SHOs in post	78	(2007 – 83)
Number of SHO vacancies	2	(2007 – 2)

SENIOR HOUSE OFFICERS TRAINING FOR A CAREER IN OBSTETRICS AND GYNAECOLOGY

Number of O&G specialty trainees in post	56	(2007 – 54)
Number of O&G specialty trainees regularly acting up	2	(2007 – 0)

<u>UK nationals (33%)</u>	26	(2007 – 26)
Male	8	(2007 – 7)
Female	18	(2007 – 19)
UK trainees intending to take up a UK consultant post	22	(2007 – 17)

<u>EU nationals (8%)</u>	6	(2007 – 2)
Male	1	(2007 – 0)
Female	5	(2007 – 2)
EU nationals intending to take up a UK consultant post	5	(2007 – 1)

<u>Visiting nationals (31%)</u>	24	(2007 – 26)
Male	8	(2007 – 10)
Female	16	(2007 – 16)
Visiting trainees intending to take up a UK consultant post	16	(2007 – 7)

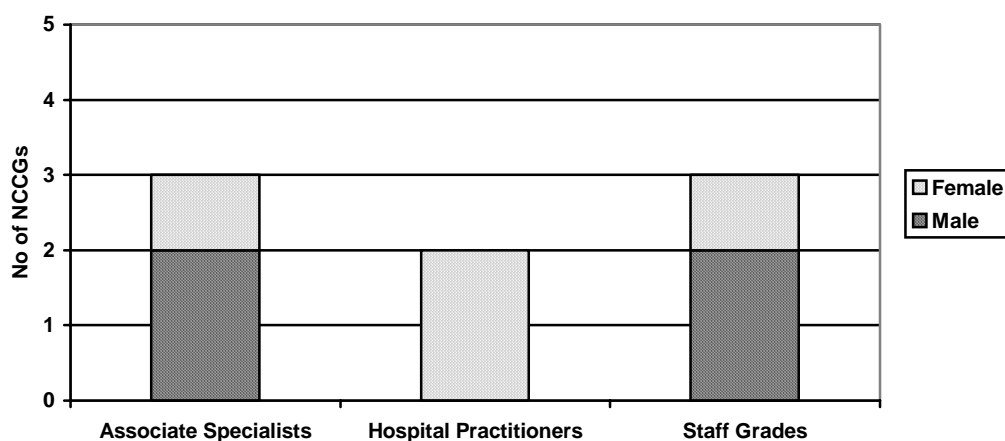
SENIOR HOUSE OFFICERS TRAINING FOR A CAREER IN GENERAL PRACTICE

Total number (28%)	22	(2007 – 29)
Structured	11	(2007 – 7)
Male	4	
Female	7	
Non-structured	11	(2007 – 22)
Male	4	
Female	7	

HEALTH BOARD DISTRIBUTION OF SHOs IN POST

Health Board	Total No	UK+EC nationals		Overseas nationals		GPVTs	
		No	%	No	%	No	%
Eastern HSSB	29	16		3		10	
Northern HSSB	17	7		7		3	
Southern HSSB	11	3		2		6	
Western HSSB	21	5		13		3	
Totals	78	31		25		22	

Other Staff



	Total	Male	Female
Staff Grades	3	2	1
Associate Specialists	3	0	3
Hospital Practitioners	2	0	2

HEALTH BOARD DISTRIBUTION OF NON CONSULTANT CAREER GRADES COMPARED TO CONSULTANTS

(excluding community gynaecologists)

Health Board	No of Consultants	No of NCCGs	No of NCCG Sessions
Eastern HSSB	34	3	26
Northern HSSB	10	1	11
Southern HSSB	10	4	47
Western HSSB	10	0	0