



Royal College of
Obstetricians &
Gynaecologists

User guide: Basic Practical Skills online tutorials

Prior to commencing the face-to-face Basic Practical Skills (BPS) course, all delegates are required to undertake the BPS eLearning tutorials. You will need to complete 3 online courses, which have been designed to help you understand the theory and key issues behind the practical skills you will learn on the course.

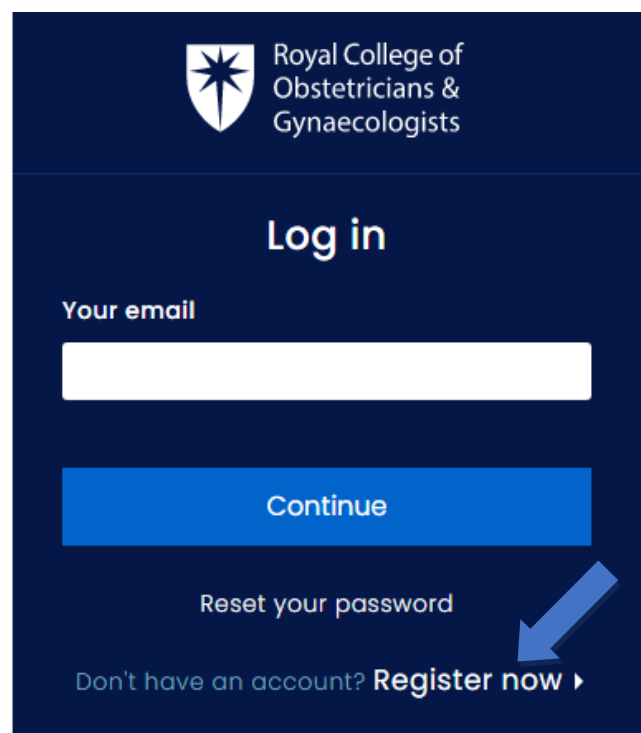
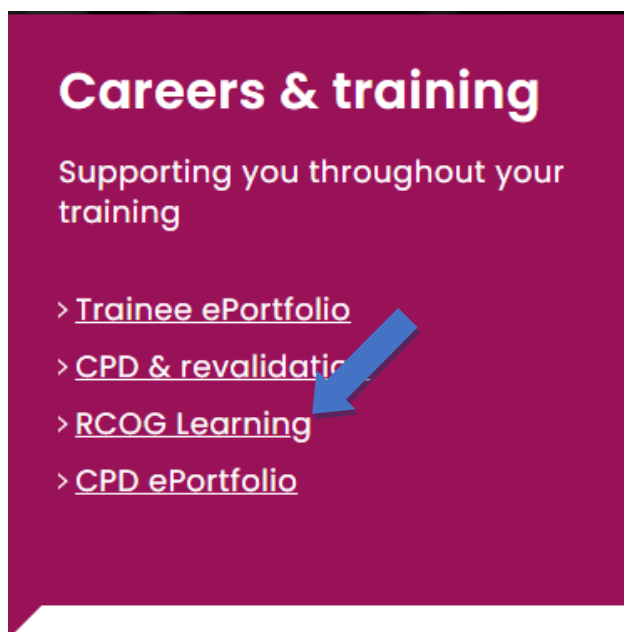
The online courses must be completed before you attend the practical course, and should take you approximately 6-7 hours to complete. They are available on the RCOG's Learning platform, (<https://learning.rcog.org.uk/d2l/home>) and can be accessed via the following links:

- [BPS: General principles](#)
- [BPS: Gynaecology](#)
- [BPS: Obstetrics](#)

Please note that these courses are free to access on the RCOG Learning website, although you will need to be logged in to view them.

How to register for a RCOG Learning account

To access the courses, you will need to register for an RCOG Learning account. You can do this by clicking on RCOG Learning under the Careers and training tab on the [RCOG homepage](#), then click on the 'Register Now button' on the RCOG Learning log in page.

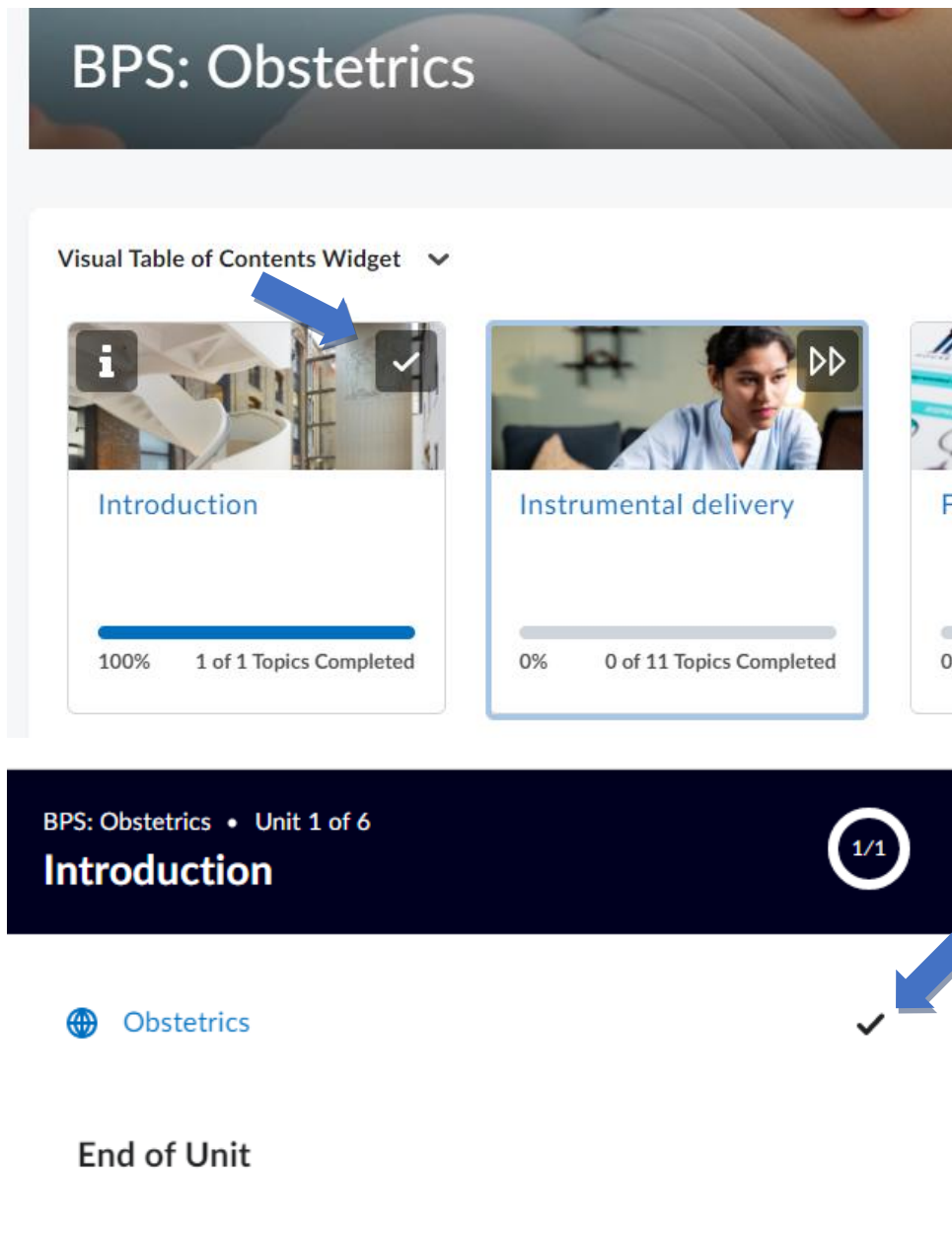


You can also access the same 'Register now' button by clicking on the RCOG Learning [homepage](#).

If you have an account set up already on the RCOG website (<https://www.rcog.org.uk/>) then the same log-in details will work on the RCOG Learning platform.

Instructions for downloading learning certificates for the courses

1. In order to obtain a certificate of completion, please ensure that you are signed in to the RCOG Learning platform (<https://learning.rcog.org.uk/d2l/home>).
2. You should work your way through the content in the BPS courses. When a unit has been completed, the two arrows at the top of the image will change to a tick, as seen in the Introduction unit. A 100% completed message will also appear at the bottom of the unit box and the blue progress bar will be completely shaded.



The screenshot displays the 'BPS: Obstetrics' course interface. At the top, a banner reads 'BPS: Obstetrics'. Below it is a 'Visual Table of Contents Widget' with a dropdown arrow. The widget shows two units: 'Introduction' and 'Instrumental delivery'. The 'Introduction' unit is highlighted with a blue border and shows a 100% completion status with a blue progress bar. A blue arrow points to the top right corner of the 'Introduction' unit box, where a checkmark icon is visible. The 'Instrumental delivery' unit shows a 0% completion status. Below the widget, a dark blue banner displays 'BPS: Obstetrics • Unit 1 of 6' and 'Introduction' in white text. To the right of the banner is a circular icon with '1/1'. Below the banner, the text 'Obstetrics' is displayed next to a globe icon. At the bottom, the text 'End of Unit' is shown. A blue arrow points to the bottom right corner of the 'Introduction' unit box, where a checkmark icon is visible.

3. Read through every page of the course and when you are ready complete the assessments. You need to achieve a pass rate of 70% on all quizzes before you will automatically be issued a certificate. A pop-up will appear on your screen when the certificate has been issued.
4. You can download your certificate in the Awards tab.



BPS: Gynaecology

Course Home Content Awards Quizzes My courses RCOG

My Awards


View Available Awards

Search awards




Certificates

Completion c...
BPS: General
principles




Share

Completion c...
BPS:
Gynaecology



Share

Completion c...
BPS:
Obstetrics



Share

It is recommended that you download the certificate in a PDF format which can then be kept as proof of completing the course.

Online presentations

Please note that the presentations contained within the tutorials are available in a HTML format. The recommended browser for viewing HTML versions of online presentations is Google Chrome.

For further support, please contact the RCOG eLearning on elearning@rcog.org.uk