

## Overall Statistics for Scotland as at 14 May 2005

### **Consultants**

Total number of consultant posts (Number of WTEs – 152.8)	188 (2004 – 160)
Number of consultants in post (including locums and part-time consultants)	184 (2004 – 153)
Male	113 (2004 - 980)
Female	71 (2004 – 55)
Number of consultant vacancies	4 (2004 – 7)
Number of posts filled by locums	9 (2004 – 9)
Number of community gynaecologists	2

### **PART-TIME CONSULTANTS**

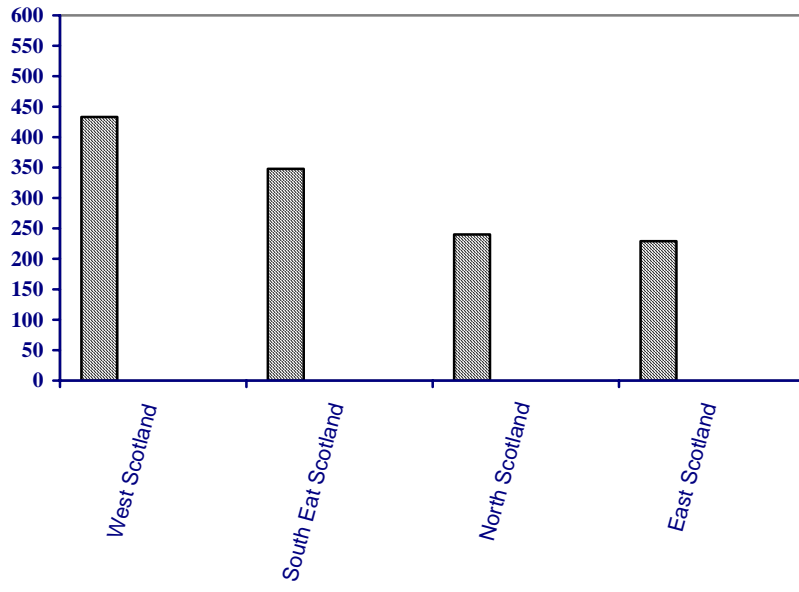
Total number	11 (2004 – 9)
Male	0 (2004 – 0)
Female	11 (2004 – 9)

### **DEANERY DISTRIBUTION OF CONSULTANTS IN POST**

(excluding community gynaecologists)

Deanery	No in Post	No of Deliveries Per Consultant	No of Deliveries Per WTE
East Scotland	18	197	229
North Scotland	31	234	240
South East Scotland	43	327	348
West Scotland	92	314	433

### **Number of Deliveries per WTE**



Overall number of deliveries	53,730 (2004 – 46,959)
Average number of deliveries per consultant	292 (2004 – 307)
Average number of deliveries per WTE	352 (2004 - 364)

### **SIZE OF HOSPITAL (NO OF CONSULTANTS) WITH NUMBER OF DELIVERIES**

Number of Deliveries	No of Units	Number of Consultants												
		2	3	4	5	6	7	8	9	10	11	14	18	21
<500	2	1	1											
501 - 1000	4		1	3										
1001 - 1500	4			2	1					1				
1501 - 2001	1					1								
2002 - 2500	1				1									
2501 - 3000	2					1				1		1		
3001 - 3500	4				1			1	1	2				
3501 - 4000	0													
4001 - 4500	1									1				
4501 - 5000	1									1				
5001 - 5500	1												1	
> 5500	1													1

### **SUBSPECIALTY/SPECIAL INTERESTS**

	Fetal Medicine	Gynaecological Oncology	Reproductive Medicine	Urogynaecology
Consultants practising	29	17	26	13
Subspecialty accredited	6	3	5	1
Subspecialty (not accredited)	3	5	3	0
Special interest	20	9	18	12
Total sessions	76	68	65	20

### **CONSULTANT RETIREMENTS**

(including deaths)

Total number	9 (2004 – 3)
Average age of retirement	61 (2004 – 62)

### **Specialist Registrars**

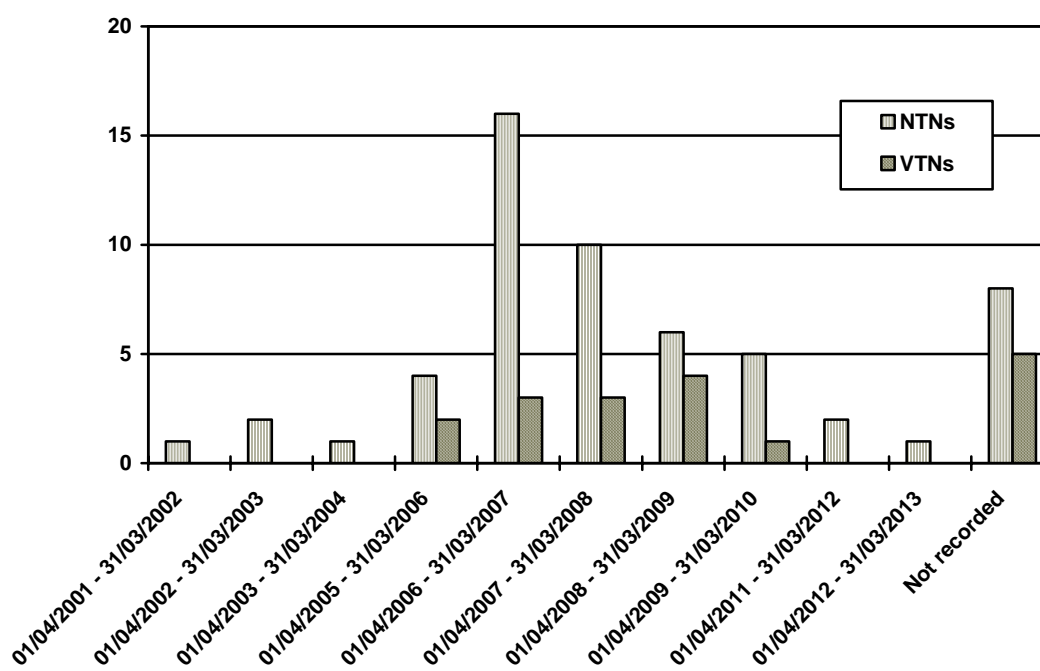
Total number of specialist registrar posts	84	(2004 – 76)
Number of specialist registrars in post	83	(2004 – 76)
Number of specialist registrar vacancies	1	(2004 – 0)
Number of career specialist registrars	56	(2004 – 52)
Number of visiting specialist registrars	27	(2004 – 24)
Type 1 trainees (VTN)	18	(2004 - 15)
Type 2 trainees (FTTA)	9	(2004 – 9)
Number of flexible specialist registrars	9	(2004 – 5)
Number of career SpRs without a recorded NTN (of whom 2 are engaged in research)	11	(2004 – 18)

<b><u>UK trainees (65%)</u></b>	<b>54</b>	(2004 – 52)
Male	25	(2004 – 20)
Female	29	(2004 – 32)
UK trainees intending to take up a UK consultant post	39	(2004 – 42)
<b><u>EU trainees (2%)</u></b>	<b>2</b>	(2004 – 0)
Male	1	
Female	1	
EU trainees intending to take up a UK consultant post	2	
<b><u>Visiting trainees (33%)</u></b>	<b>27</b>	(2004 – 24)
Male	13	(2004 – 10)
Female	14	(2004 – 24)
Visiting trainees intending to take up a UK consultant post	19	(2004 – 13)

### HEALTH BOARD DISTRIBUTION OF SPECIALIST REGISTRARS IN POST

Health Board	Total		NHS	Academic/Research
	No	% of National		
East Scotland	12	14	10	2
North Scotland	14	17	13	1
South East Scotland	27	33	23	4
West Scotland	30	36	28	2
<b>Totals</b>	<b>83</b>		<b>74</b>	<b>9</b>

### SpR CCST DATES



CCST Date	No of SpRs (NTN)	No of SpRs (VTN)	Total
01/04/2001 - 31/03/2002	1		1
01/04/2002 - 31/03/2003	2		2
01/04/2003 - 31/03/2004	1		1
01/04/2005 - 31/03/2006	4	2	4
01/04/2006 – 31/03/2007	16	3	19
01/04/2007 – 31/03/2008	10	3	13
01/04/2008 – 31/03/2009	6	4	10
01/04/2009 – 31/03/2010	5	1	6
01/04/2011 – 31/03/2012	2		2
01/04/2012 – 31/03/2013	1		1
Not recorded	8	5	13

SpR Year	No of SpRs (NTN)	No of SpRs (VTN)	Total
Year 1	5	2	7
Year 2	9	6	15
Year 3	7	2	9
Year 4	7	3	10
Year 5	12	2	14
Not recorded	16	3	19

### **Trainees in LAS and LAT Posts**

Total number of O&G specialty trainees in LAS posts	1	(2004 – 2)
Career	0	
Visiting	1	
Total number of O&G specialty trainees in LAT posts	6	(2004 – 2)
Career	1	
Visiting	5	

### **Senior House Officers**

Total number of SHO posts (includes GPVTs)	253	(2004 – 226)
Number of SHOs in post	249	(2004 – 222)
Number of SHO vacancies	4	(2004 – 4)

### **SENIOR HOUSE OFFICERS TRAINING FOR A CAREER IN OBSTETRICS AND GYNAECOLOGY**

Number of O&G specialty trainees in post	121	(2004 – 103)
Number of O&G specialty trainees regularly acting up	46	(2004 – 11)
Number of career O&G specialty trainees	53	(2004 – 53)



<b><u>UK trainees (19%)</u></b>	<b>45</b>	(2004 – 50)
Male	8	(2004 – 12)
Female	37	(2004 – 38)
UK trainees intending to take up a UK consultant post	31	(2004 – 31)

<b><u>EU trainees (3%)</u></b>	<b>8</b>	(2004 – 3)
Male	6	(2004 – 1)
Female	2	(2004 – 2)
EU trainees intending to take up a UK consultant post	2	(2004 – 2)

<b><u>Visiting trainees (27%)</u></b>	<b>68</b>	(2004 – 50)
Male	28	(2004 – 23)
Female	40	(2004 – 27)
Visiting trainees intending to take up a UK consultant post	26	(2004 – 20)

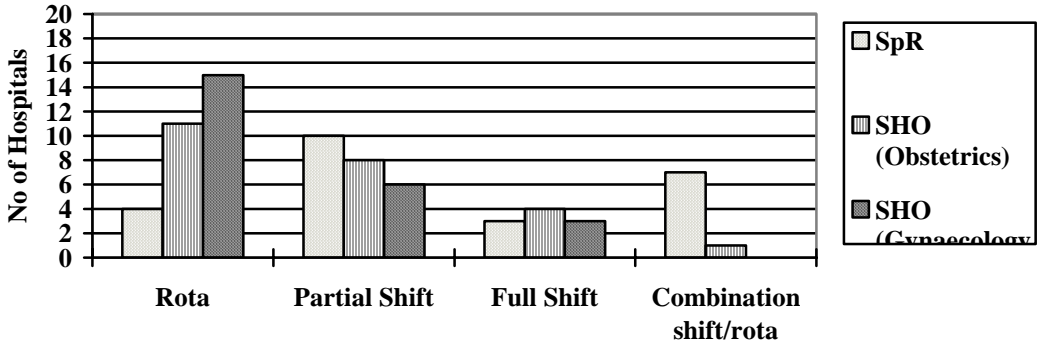
### **SENIOR HOUSE OFFICERS TRAINING FOR A CAREER IN GENERAL PRACTICE**

Total number ( <b>51%</b> )	128	(2004 – 119)
Structured	77	(2004 – 77)
Male	23	(2004 – 23)
Female	54	(2004 – 54)
Non-structured	51	(2004 – 42)
Male	17	(2004 – 19)
Female	34	(2004 – 23)

### **HEALTH BOARD DISTRIBUTION OF SHOs IN POST**

Health Board	Total No	Career		Visiting		GPVTs	
		No	%	No	%	No	%
East Scotland	16	3	19	6	38	7	43
North Scotland	26	4	15	4	15	18	60
South East Scotland	49	14	29	8	16	27	55
West Scotland	158	32	20	50	32	76	48
<b>Totals</b>	<b>249</b>	<b>53</b>		<b>68</b>		<b>128</b>	

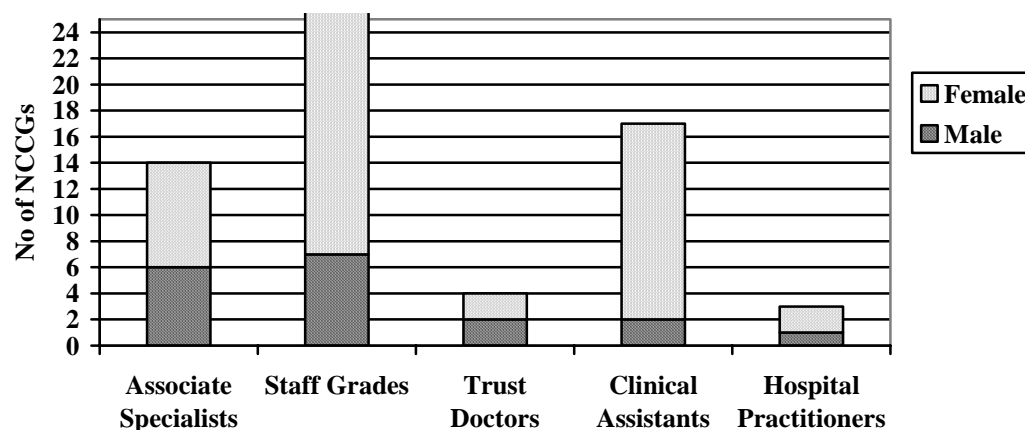
**On call Rotas**





	Rota	Partial Shift	Full Shift	Combination of Shift/Rota
SpR	4	10	3	7
SHO (Obstetrics)	11	8	4	1
SHO (Gynaecology)	15	6	3	0

## Other Staff



	Total	Male	Female
Associate Specialists	14	6	8
Staff Grades	26	7	19
Trust Doctors	4	2	2
Clinical Assistants	17	2	15
Hospital Practitioners	3	1	2

## DEANERY DISTRIBUTION OF NON CONSULTANT CAREER GRADES COMPARED TO CONSULTANTS

(excluding community gynaecologists)

Health Board	No of Consultants	No of NCCGs	% NCCGs of all career grades	Ratio of NCCGs+SpRs to Consultants
East Scotland	18	6	25	1.00
North Scotland	31	3	9	0.55
South East Scotland	43	9	17	0.84
West Scotland	92	26	22	0.61