

Overall Statistics for Scotland as at 14 May 2007

Consultants

Total number of consultant posts (Number of WTEs – 152.7)	188	(2006 – 187)
Number of consultants in post (including locums and part-time consultants)	184	(2006 – 184)
Male	107	(2006 – 115)
Female	77	(2006 – 69)
Number of consultant vacancies	4	(2006 – 3)
Number of posts filled by locums	10	(2006 – 9)
Number of community gynaecologists	2	(2006 – 2)

PART-TIME CONSULTANTS

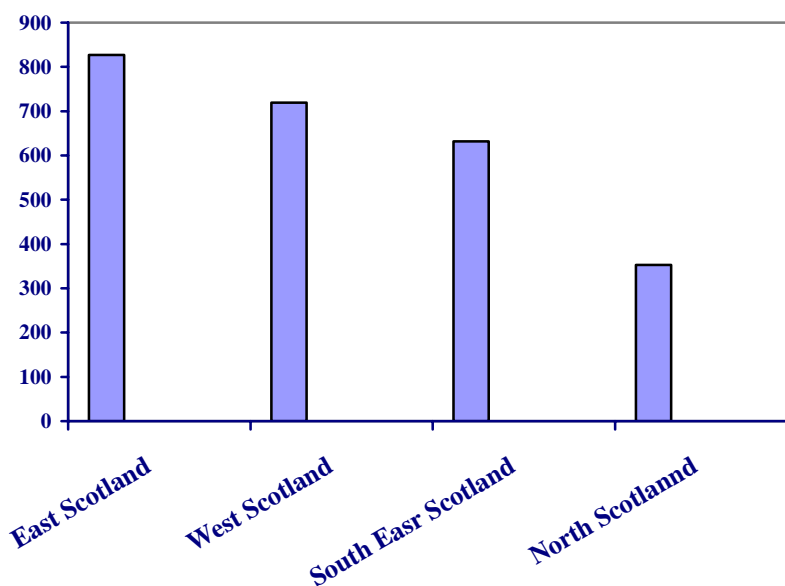
Total number	16	(2006 - 11)
Male	1	(2006 – 0)
Female	15	(2006 – 11)

DEANERY DISTRIBUTION OF CONSULTANTS IN POST

(excluding community gynaecologists)

Deanery	No in Post	No of deliveries per NHS consultant WTE	No of deliveries per consultant obstetrician
East Scotland	14	275	827
North Scotland	36	196	353
South East Scotland	45	330	632
West Scotland	90	316	719

Number of Deliveries per obstetrician WTE



Overall number of deliveries	54,839	(2006 – 52,985)
Average number of deliveries per NHS consultant	342	(2006 – 347)
Average number of deliveries per obstetric WTE	648	(2006 – 653)

SIZE OF HOSPITAL (NO OF CONSULTANT OBSTETRICIANS) WITH NUMBER OF DELIVERIES

Deliveries	No of Units	Number of WTE Consultant Obstetricians											
		1	1.5	2	3	4	4.5	5	6.5	7	7.5	8	9.5
<500	2	1	1										
501 - 1000	2			2									
1001 - 1500	1			1									
1501 - 2001	1				1								
2002 - 2500	0												
2501 - 3000	2						2						
3001 - 3500	3					1		1			1		
3501 - 4000	2						1	1					
4001 - 4500	2						1			1			
4501 - 5000	0												
5001 - 5500	2											1	1
> 5500	1								1				

SUBSPECIALTY/SPECIAL INTERESTS

	Fetal Medicine	Gynaecological Oncology	Reproductive Medicine	Urogynaecology
Consultants practising	28	15	23	9
Subspecialty accredited	6	2	5	1
Subspecialty (not accredited)	2	4	3	0
Special interest	20	9	15	8
Total sessions	102	37	81	20

CONSULTANT RETIREMENTS

(including deaths)

Total number	5	(2006 – 3)
Average age of retirement	63	(2006 – 64)

Specialist Registrars

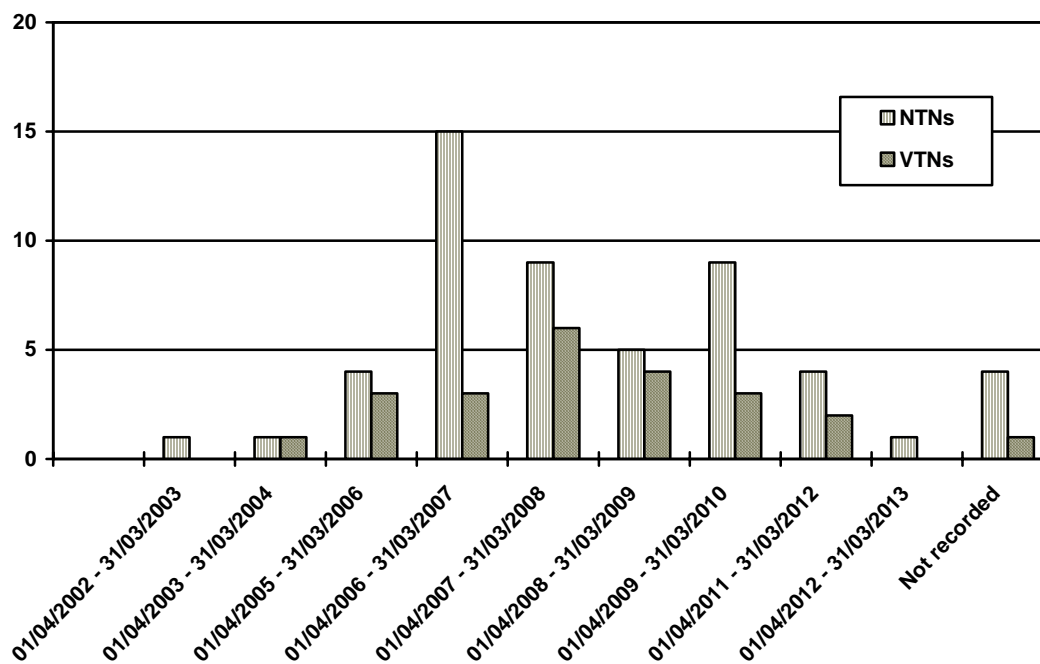
Total number of specialist registrar posts	88	(2006 – 93)
Number of specialist registrars in post	87	(2006 – 92)
Number of specialist registrar vacancies	1	(2006 – 1)
Number of career specialist registrars	53	(2006 – 55)
Number of visiting specialist registrars	34	(2006 – 37)
Type 1 trainees (VTN)	24	(2006 – 24)
Type 2 trainees (FTTA)	10	(2006 – 13)
Number of flexible specialist registrars	6	(2006 – 8)

<u>UK trainees (55%)</u>	50	(2006 - 51)
Male	13	(2006 - 18)
Female	37	(2006 - 33)
UK trainees intending to take up a UK consultant post	47	(2006 - 49)
<u>EU trainees (4%)</u>	3	(2006 - 4)
Male	1	(2006 - 2)
Female	2	(2006 - 2)
EU trainees intending to take up a UK consultant post	3	(2006 - 4)
<u>Visiting trainees (41%)</u>	34	(2006 - 37)
Male	13	(2006 - 17)
Female	21	(2006 - 20)
Visiting trainees intending to take up a UK consultant post	25	(2006 - 27)

HEALTH BOARD DISTRIBUTION OF SPECIALIST REGISTRARS IN POST

Health Board	Total		NHS	Academic/Research
	No	% of National		
East Scotland	8	9.19	6	2
North Scotland	16	18.39	16	0
South East Scotland	30	34.48	28	2
West Scotland	33	37.93	33	0
Totals	87		83	4

SpR CCST DATES



CCST Date	No of SpRs (NTN)	No of SpRs (VTN)	Total
01/04/2002 - 31/03/2003	1		1
01/04/2003 - 31/03/2004	1	1	2
01/04/2006 - 31/03/2006	4	3	7
01/04/2006 – 31/03/2007	15	3	18
01/04/2007 – 31/03/2008	9	6	15
01/04/2008 – 31/03/2009	5	4	9
01/04/2009 – 31/03/2010	9	3	12
01/04/2010 – 31/03/2011	4	3	7
01/04/2011 – 31/03/2012	1		2
Not recorded	4	1	5

Trainees in LAS and LAT Posts

Total number of O&G specialty trainees in LAS posts 1 (2006 – 1)
 Career 0
 Visiting 1

Total number of O&G specialty trainees in LAT posts 4 (2006 – 6)
 Career 1
 Visiting 3

Senior House Officers

Total number of SHO posts (includes GPVTs) 166 (2006 – 199)
 Number of SHOs in post 166 (2006 – 199)
 Number of SHO vacancies 0 (2006 – 0)

SENIOR HOUSE OFFICERS TRAINING FOR A CAREER IN OBSTETRICS AND GYNAECOLOGY

Number of O&G specialty trainees in post 79 (2006 – 95)
 Number of O&G specialty trainees regularly acting up 22 (2006 – 31)
 Number of career O&G specialty trainees 35 (2006 – 38)
 Number of visiting O&G specialty trainees 44 (2006 – 58)

UK trainees (18%) 30 (2006 – 35)
 Male 7 (2006 – 3)
 Female 23 (2006 – 32)
 UK trainees intending to take up a UK consultant post 21 (2006 – 33)

EU trainees (1%) 5 (2006 – 3)
 Male 2 (2006 – 1)
 Female 3 (2006 – 2)
 EU trainees intending to take up a UK consultant post 3 (2006 – 2)

Visiting trainees (29%)	44	(2006 – 57)
Male	13	(2006 – 15)
Female	31	(2006 – 42)
Visiting trainees intending to take up a UK consultant post	26	(2006 – 18)

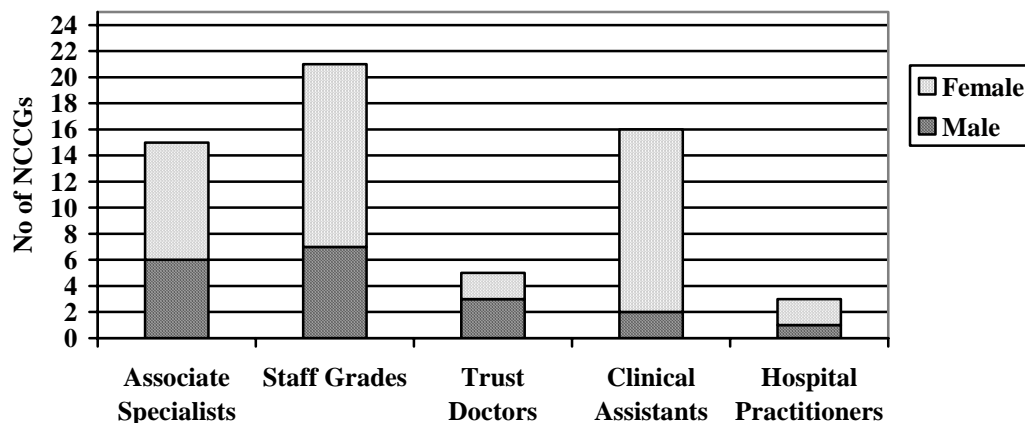
SENIOR HOUSE OFFICERS TRAINING FOR A CAREER IN GENERAL PRACTICE

Total number (52%)	88	(2006 – 104)
Structured	44	(2006 – 69)
Male	29	(2006 – 25)
Female	15	(2006 – 44)
Non-structured	22	(2006 – 35)
Male	7	(2006 – 12)
Female	15	(2006 – 23)

HEALTH BOARD DISTRIBUTION OF SHOs IN POST

Health Board	Total No	Career		Visiting		GPVTs	
		No	%	No	%	No	%
East Scotland	7	0	0.00	1	14.28	6	85.71
North Scotland	24	4	16.66	4	16.66	16	66.66
South East Scotland	44	11	25.00	9	20.45	24	54.54
West Scotland	91	20	21.97	29	31.86	42	46.15
Totals	166	35		43		88	

Other Staff



	Total	Male	Female
Associate Specialists	15	6	9
Staff Grades	25	7	14
Trust Doctors	5	3	2
Clinical Assistants	16	2	14
Hospital Practitioners	3	1	2

DEANERY DISTRIBUTION OF NON CONSULTANT CAREER GRADES COMPARED TO CONSULTANTS

(excluding community gynaecologists)

Health Board	No of Consultants	No of NCCGs	No of NCCG Sessions
East Scotland	14	6	53
North Scotland	36	3	34
South East Scotland	45	10	61
West Scotland	90	26	234